



PERTINGER





WEfire and passion

INNOVATION AND PASSION LIGHT THE FIRE OF THE PERTINGER KITCHEN STOVES

Our kitchen stoves have been known throughout Europe for many years for their high quality, extreme functionality, avant-garde design and care for the environment.

All this is possible thanks to ongoing investments in research and development which have allowed us to continue to create innovative products of supreme performance and low consumption which comply with the most stringent European emissions regulations.



PERTINGER

INDEX

- 4** **WEstory**
OUR HISTORY
- 10** **WEfacts**
DATA, FACTS, FIGURES
- 14** **WEicons**
THE ADVANTAGES OF OUR PRODUCTS
- 17** **WEcook**
ÖKOALPIN WOOD STOVES
- 31** **WEvintage**
WOOD STOVES WITH NOSTALGIC DESIGN
- 37** **WEpellet**
PELLET STOVES AND PELLET HEATING STOVES
- 45** **WEheat**
HEATING STOVES
- 63** **WEclassic**
PREFABRICATED STOVES



- 77 WE**customized
CUSTOM-MADE KITCHEN STOVES AND HEATING STOVES
- 98 WE**solution
SMOKE DIVERSION VALVE
- 101 WE**work
PROFESSIONAL STOVES
- 109 WE**furniture
STAINLESS STEEL FURNITURE
- 117 WE**cooking area
OVENS, HOBS AND EXTRACTION HOODS
- 125 WE**outdoor & barbecue
GARDEN AND BARBECUE
- 131 WE**clean
PRODUCTS FOR CLEANING AND MAINTENANCE
- 135 WE**technical
TECHNICAL INFORMATION




WEstory

ALWAYS IN SOUTH TYROL

Values that have been handed down from one generation to the next. It was back in 1937 when Franz Pertinger, in the village of Rio Pusteria (South Tyrol), built his first wood-burning kitchen stove and since then, the company's philosophy has not changed. Our ongoing commitment has allowed us to grow and the high standard of our products has given us the opportunity to build a reputation, not just in Italy, but across Europe.



The Pertinger family (1959)




Franz Pertinger
Founder of the company in 1937


Othmar Pertinger,
takeover in 1973



Name tag from
the early 50s



Old factory in Rio Pusteria




Othmar and Michael Pertinger

New factory in Varna



A DREAM COME TRUE

In 2015 we completed the new plant in Varna (South Tyrol). The aim was to manufacture as many components as possible in-house in the new company building. This guarantees a high level of flexibility and quality. In 2018, Pertinger welcomes Michael, member of the third Pertinger generation, who in the future will lead the company towards new and greater goals.



THE DIFFERENCE IS IN THE HANDS


The new Varna plant avails itself of state-of-the-art machinery and plants for the processing and transformation of raw materials in kitchens and thermal cookers. But what makes these artefacts truly prestigious are the expert hands of our skilled workers. An artisan quality gained over many years of experience.





WEfacts

68 EMPLOYEES



43,31
Average age



11,12
Average
seniority



110.575
Working hours
per year

UNTERNEHMENSBEREICHE



750 m²
Front office
Back office



150 m²
Training



540 m²
Exposition



150 m²
Show cooking

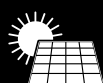


5.300 m²
Production



1.950 m²
Warehouse

GREEN ENERGY

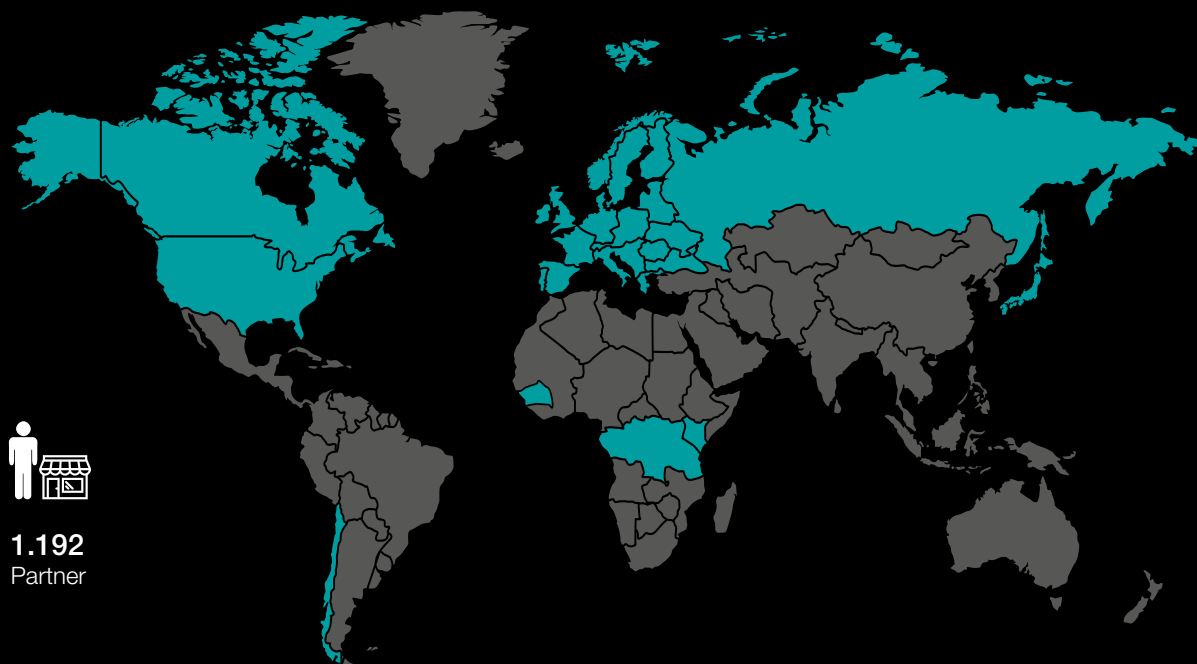


2.612 m²
Our photovoltaic system
produces in the year:

548.573,1 kWh



PERTINGER INTERNATIONAL



1.192
Partner

KILOGRAMS AND KILOMETERS IN A YEAR

Stainless steel: 118.136 kg
Steel: 148.289 kg
Zinc sheet: 225.372 kg

Seals: 24 km
Vehicle fleet: 46.958 km
Assembly team: 79.075 km
Sales: 158.742 km

KITCHEN STOVE MODELS



24 Models
Wood



4 Models
2 Pellet
2 Pellet Hydro



10 Models
Wood Hydro

COMPONENTS PER STOVE



721 Parts (average)

1985 BIG DRAWER WITH INTEGRATED BASEBOARD

1999 EXTERNAL AIR INTAKE

1999 AIR SYSTEM

1999 TELESCOPIC BASEBOARD

2001 TRIPLE SELF-CLEANING GLASS

2001 COMBUSTION DIVERSION VALVE

2002 HIGH EFFICIENCY COMBUSTION CHAMBER

2002 GLASS-CERAMIC HOB

2004 MULTIPLE SMOKE OUTLET

2011 HEATING STOVE WITH MAXIMUM EFFICIENCY

2017 REVERSE FLAME HEATING STOVE

2017 BOTTOM-FED PELLET KITCHEN STOVE

2020 PELLET HYDRO

RESEARCH AND DEVELOPMENT

Our philosophy has always been attentive to the technical and environmental needs of a constantly evolving society. This has pushed us over the years (through the Research and Development department) to create increasingly innovative solutions, to make our kitchens and heating cookers state-of-the-art products: always in step with the times, often even being ahead of them.

2021

**PELLET 60 &
PELLET TANK**



WEicons



ENERGY CLASS A+

All Pertinger wood stoves fall within energy class A+



ECODESIGN 2022

The balance between sustainability and design, to support an “environmentally friendly” and regulated technological change, capable of reducing the emissions of polluting dust into the atmosphere



HIGH EFFICIENCY COMBUSTION CHAMBER

Using only pre-heated secondary air, injected through special punched holes, it optimises combustion and reduces fuel consumption and emissions



TRIPLE SELF-CLEANING GLASS

It boosts combustion because it keeps the temperature high and increases safety for the person in front of the device



EXTERNAL AIR INTAKE

Essential for installation in “Passive Houses” or particularly well-insulated houses, it improves combustion without consuming the oxygen in the room



REAR SMOKE PASS

It allows you to choose the position of the smoke outlet and at the same moment optimises oven cooking




MULTIPLE SMOKE OUTLET

It gives you the choice of 5 different positions which can be further adjusted during installation. It offers maximum flexibility both during the planning and installation phase



COMBUSTION DIVERSION VALVE

By exploiting the stove's combustion chamber, it allows you to heat an adjacent room



GLASS-CERAMIC HOB

The design and functionality are features of this easy-to-clean hob which is available as standard on the entire range of kitchen stoves and heating stoves



AIR SYSTEM

The CERTIFIED system with natural convection means the stove can be fitted between units of furniture at a distance of just 3 mm



STAINLESS STEEL OVEN WITH DOUBLE-PANE GLASS DOOR

The use of this material eliminates any risk of cracks or the formation of soot over the years. The double pane supports a higher temperature in the oven and increases safety for the person in front of the device



SEAMLESS STAINLESS STEEL OVEN

Ovens with a pull-down door have a special seamless muffle which blocks cooking residues, simplifying cleaning



TELESCOPIC GUIDES WITH FULL EXTRACTION

For the linear movement of total extraction pan or grille



OVEN LIGHT

Oven lighting to check the progress of cooking



TELESCOPIC BASEBOARD

Depending on your personal requirements, you can customise the height of the stove (from 850 to 910 mm) which can also be adjusted after installation



ALL-IN-ONE SPLASH BACK

Thanks to the use of extra-thick stainless steel, the splash back is made in a single piece with no joints. The rear part, saw cut, fits flush to the wall



BIG DRAWER WITH INTEGRATED BASEBOARD

This increases the internal size significantly and is ideal for storing wood



SOFT CLOSING

When the wood storage drawer closes, it eliminates any unpleasant noise



EQUIPPED FOR SAFETY FITTINGS

Separate, sealed copper circuit which allows for the connection to a thermal discharge



RTP

Integrated thermal kit for heating stoves, model PLUS and reverse flame heating stoves. One-of-a-kind because it does not require additional space and components



HEIGHT-ADJUSTABLE GRILL

This feature, used in the PLUS heating stoves, increases the combustion autonomy and the power developed to the water



REVERSE FLAME

Maximum result which increases the energy efficiency of the heating stove. Thanks to this patented system, high efficiency levels can be achieved with reduced consumption which up until now had been unimaginable.



BOTTOM-FEED

International patent which allows pellet stoves to be fed from the bottom. The spacious compartment allows for greater autonomy and is much more user-friendly, without sacrificing cooking space



ADDITIONAL PELLET TANK

It allows pellet cookers and thermal cookers to further increase combustion autonomy



MANAGEMENT VIA APP

All pellet products can be managed and programmed through the "4HEAT" app, available for all Apple and Android devices



PELLET BOX

It allows to use the wood stove with pellets (capacity 5.5 kg) by inserting the Pellet Box in the combustion chamber. A full charge can last up to 2.5 hours





WEcook

ÖKOALPIN WOOD STOVES

The Pertinger quality standards and values can be found in all Ökoalpin models. Kitchen stoves produced as standard model, but with an enormous range of customised options and adaptations. They are divided into three lines, all with different aesthetic characteristics:

Trend, a simple and minimalist style that stands out for the simplicity of its shapes with plain stainless steel doors.

Panorama, with a big door to safely enjoy all the beauty of the fire, thanks to its triple, self-cleaning glass structure.

Dekor, dedicated to those who love traditional stoves with a classical or rustic style, with a wide range of decors.

All three are available also in stainless steel, lacquered powder and rendered finishes. Special materials and finishes on request.

Combined monobloc consisting of:
Ökoalpin 70BU XL with furniture in stainless steel
special finish Rimex T22 color Sapphire Blue

Fire door with triple self-cleaning glass



Cabinet with soft closing drawers
and groove handle door



Induction hob with integrated
downdraft hood flush-fitted





Combined monobloc consisting of:
Ökoalpin 50 Panorama Black F5 / stainless
steel version. Combined with oven 60 and hob

Steel plate graphite painted



All-in-one splash back rear and side





Combined monobloc consisting of:
Ökoalpin 100 Panorama in Black F5 / Stainless steel.
Combined with oven 60, hob and extractor hood
model Line Black F5






50 ÖKOALPIN

WOOD STOVE

Measurements (W x D x H): 500 x 600 x 850-910 mm



TREND
Stainless steel



PANORAMA
Black silver F1



DEKOR
ST35

Other customisations: page 158 / Technical data: page 136, 154-155

60 ÖKOALPIN

WOOD STOVE

Measurements (W x D x H): 600 x 600 x 850-910 mm



Optional



TREND
Stainless steel



DEKOR
ST21 rendered



PANORAMA
Stainless steel
With flue outlet valve



PANORAMA
Black F5
Reinforcement Black F5 (optional)

Other customisations: page 158 / Technical data: page 136, 154-155


60BU ÖKOALPIN

WOOD STOVE

Measurements (W x D x H): 600 x 600 x 850-910 mm



Optional



PANORAMA
Stainless steel



PANORAMA
Red F6



PELLET BOX
(optional)



PANORAMA
Grey brown F2 / Stainless steel

* Only on request

Other customisations: page 158 / Technical data: page 136, 154-155


60BU XL ÖKOALPIN

WOOD STOVE

Measurements (W x D x H): 600 x 600 x 850-910 mm



Optional



PANORAMA
Stainless steel



PANORAMA
Black F5



PELLET BOX
(optional)



PANORAMA
Red F6
Reinforcement Red F6 (optional)


* Only on request

Other customisations: page 158 / Technical data: page 137, 154-155


70BU ÖKOALPIN

WOOD STOVE

Measurements (W x D x H): 700 x 600 x 850-910 mm



Optional



PANORAMA
Red F6 / Stainless steel



PANORAMA
Black F5



PELLET BOX
(optional)



PANORAMA
Stainless steel

* Only on request

Other customisations: page 158 / Technical data: page 137, 154-155


70BU XL ÖKOALPIN

WOOD STOVE

Measurements (W x D x H): 700 x 600 x 850-910 mm



Optional



PANORAMA
Stainless steel



PANORAMA
Red F6 / Stainless steel



PELLET BOX
(optional)



PANORAMA
Anthracite F9


* Only on request

Other customisations: page 158 / Technical data: page 137, 154-155

70 ÖKOALPIN

WOOD STOVE

Measurements (W x D x H): 700 x 600 x 850-910 mm



DEKOR
ST37



TREND
Stainless steel




PANORAMA
Sand F7

Other customisations: page 158 / Technical data: page 138, 154-155

70+5 ÖKOALPIN

WOOD STOVE

Measurements (W x D x H): 750 x 600 x 850-910 mm



TREND
Red F6



PANORAMA
White F8



DEKOR
ST21 / Black F5

Other customisations: page 158 / Technical data: page 138, 154-155

80 ÖKOALPIN

WOOD STOVE

Measurements (W x D x H): 800 x 600 x 850-910 mm



TREND
Stainless steel



PANORAMA
White F8



DEKOR
ST41 / F6 Red

Other customisations: page 158 / Technical data: page 138, 154-155

90 ÖKOALPIN

WOOD STOVE

Measurements (W x D x H): 900 x 600 x 850-910 mm



TREND
Stainless steel



DEKOR
ST31



PANORAMA
Black F5 / Stainless steel

Other customisations: page 158 / Technical data: page 139, 154-155

100 ÖKOALPIN

WOOD STOVE

Measurements (W x D x H): 1000 x 600 x 850-910 mm



Optional



DEKOR
ST41 / Black silver F5



PANORAMA
Black F5 / Stainless steel



TREND
Grey brown F2
Reinforcement Grey brown F2 (optional)

Other customisations: page 158 / Technical data: page 139, 154-155

110 ÖKOALPIN

WOOD STOVE

Measurements (W x D x H): 1100 x 600 x 850-910 mm



Optional



TREND
Black silver F1



PANORAMA
Black F5 / Stainless steel



DEKOR
ST04 / Black F5

Other customisations: page 158 / Technical data: page 139, 154-155



WEvintage

INNOVATIVE TECHNOLOGY WITH NOSTALGIC DESIGN

All the features that characterize a Pertinger stoves are also found in the wood stove Vintage: Quality and functionality. A product designed for traditional or rustic spaces and design but also as a contrasting element in a modern design home. Its design recalls the ancient wood cookers, but conceals the most innovative combustion technology. Thanks to the high quality of its workmanship to the smallest detail, Vintage will be at the heart of your kitchen. A romantic, suggestive kitchen, which also allows to prepare delicious dishes in a healthy and natural way.



Vintage 100 with
smoke outlet on the top



80 VINTAGE

WOOD STOVE

Measurements (W x D): 800 x 640 mm (customized height)



Optional



DEKOR Vintage



DEKOR Vintage
Oven door with glass (optional)

Other customisations: page 158 / Technical data: page 140, 154-155

90 VINTAGE

WOOD STOVE

Measurements (W x D): 900 x 640 mm (customized height)



Optional



DEKOR Vintage



PANORAMA (optional)
DEKOR Vintage

Other customisations: page 158 / Technical data: page 140, 154-155

100 VINTAGE

WOOD STOVE

Measurements (W x D): 1000 x 640 mm (customized height)



Optional



DEKOR Vintage



PANORAMA (optional)
DEKOR Vintage
Oven door with glass (optional)

Other customisations: page 158 / Technical data: page 140, 154-155

110 VINTAGE

WOOD STOVE

Measurements (W x D): 1100 x 640 mm (customized height)



Optional



PANORAMA (optional)
DEKOR Vintage



DEKOR Vintage

Other customisations: page 158 / Technical data: page 141, 154-155



WEpellet

PELLET STOVES AND PELLET HEATING STOVES

The main characteristics of a high-level pellet stove should be: a large cooking hob to use more than one pan, an oven perfectly integrated into the flue system which works without electricity, a spacious and easy to refill loading compartment for increased autonomy and a simple to program remote control.

We have succeeded in achieving all this and you can find it in the Pertinger pellet stoves.



Combined monobloc consisting of:
Pellet stove 60 with additional
tank and cabinets in natural steel,
worktop with welded-in flush sink
and extractor hood model Line in
stainless steel with natural steel insert

Pellet stove 90 in stainless steel and
worktop with welded-in flush sink



THANKS TO OUR BOTTOM-FEED SYSTEM, IT IS POSSIBLE TO PUT UP TO 24 KG OF PELLETS INTO THE SUPPLY CONTAINER WITH EXTREME EASE AND NO EFFORT

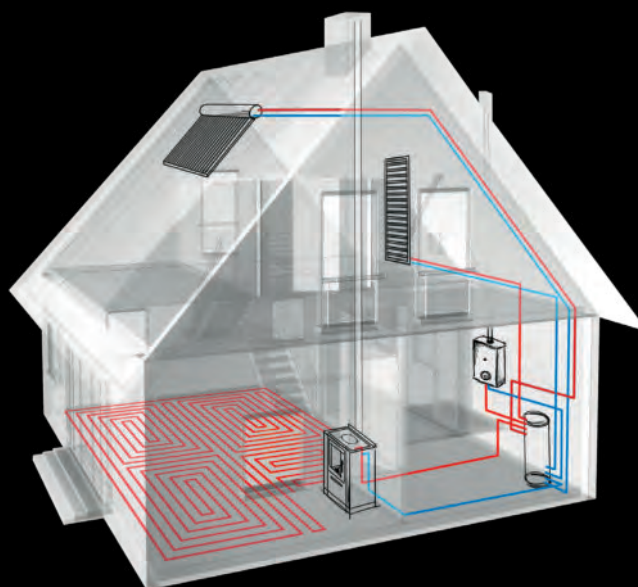
The advantages are significant:

- Full utilization of the cooking hob
- High level of userfriendliness when reloading the pellets
- Significant reduction of risks when filling pellets while the stove is hot
- Reduced dust during filling

The sides are certified for fitting between furniture, the height can be adjusted thanks to the telescopic base board, and the 4 available smoke outlets facilitate an easy and perfect integration into any kitchen, even in the monobloc version. A Pertinger pellet stove is not meant just for cooking, but also for heating the home, thanks to the generated heating power with a yield of more than 90%. For increased convenience, the stove has a remote control which allows for different types of programming: cooking on the hob, cooking in the oven with the possibility of setting the right temperature, and the heating function air or additional water with the Hydro version. The heating function can be programmed both daily and weekly.



Heating function air



Heating function water (version Hydro)



Cooking on the hob



Cooking in the oven

HEAT IS BECOMING MORE AND MORE VERSATILE: MORE AUTONOMY HOURS THANKS TO AN ADDITIONAL TANK THANKS TO WHICH YOU CAN FORGET TO REFILL YOUR PELLET COOKER

All pellet cookers and thermal cookers can be equipped with an additional tank (optional) that allows to further increase the combustion autonomy. This system is particularly dedicated to those who often use the stove's remote programming and management functions.



60 PELLET PANORAMA +
PELLET TANK

20+55 Kg



90 PELLET PANORAMA +
PELLET TANK

24+55 Kg

THE HEAT ALWAYS READY TO HAND

All pellet products can be equipped with an additional WLAN module, thanks to which, once connected to a WiFi network, a total management and programming of the appliance is possible through the "4HEAT" app, available for all Apple and Android devices. All this can be conveniently done from your home or even remotely.



60 PELLET

PELLET STOVE

Measurements (W x D x H): 600 x 600 x 850-910 mm



Optional



PANORAMA
Stainless steel



PELLET TANK
Additional tank pellet
(can only be installed on the right)



PANORAMA
Sand F7 / Stainless steel

Other customisations: page 158

Technical data pellet stove: page 141, 154-155 / Technical data additional tank: page 142

90 PELLET

PELLET STOVE

Measurements (W x D x H): 900 x 600 x 850-910 mm



Optional



PANORAMA
Stainless steel



PELLET TANK
Additional tank pellet
(can only be installed on the right)



PANORAMA
F6 Red

Other customisations: page 158

Technical data pellet stove: page 141, 154-155 / Technical data additional tank: page 142

60 PELLET HYDRO

PELLET HEATING STOVE

Measurements (W x D x H): 600 x 600 x 850-910 mm



Optional



PANORAMA
Black F5 / Stainless steel



PELLET TANK
Additional tank pellet
(can only be installed on the right)



PANORAMA
Black silver F1
Reinforcement Black silver F1 (optional)

Other customisations: page 158
Technical data pellet stove: page 142, 154-155 / Technical data additional tank: page 142

90 PELLET HYDRO

PELLET HEATING STOVE

Measurements (W x D x H): 900 x 600 x 850-910 mm



Optional



PANORAMA
Black F5 / Stainless steel



PELLET TANK
Additional tank pellet
(can only be installed on the right)



PANORAMA
Stainless steel

Other customisations: page 158
Technical data pellet stove: page 142, 154-155 / Technical data additional tank: page 142



WEheat

HEATING STOVES

Every house and every heating system has different requirements, which makes the choice of a heating stove a critical decision. We offer three categories of heating stoves: with a fixed or adjustable grill (model PLUS), and with reverse flame technology. Each one features specific characteristics which allow you to choose the best solution for your home. All the models have a wide range of standard features: fire door with triple, self-cleaning glass, oven with light, telescopic runners, electronic control unit and thermal discharge circuit in copper for closed tank installation.

A heating stove from Pertinger is an environmentally friendly source of energy that operates the heating system and at the same time guarantees a strong reduction in energy costs and an increase in independence.

It is therefore a friend of the family, of the house and also of nature.

SPECIAL, HIGH EFFICIENCY COMBUSTION CHAMBER MADE WITH A SPECIAL ANTIOXIDANT STEEL

The very high efficiency combustion chamber of the heating stoves consists of a rapid heat exchange boiler, lined with special refractory bricks which, together with the use of just the secondary air emitted from above, offer significant benefits:


- Thanks to the properties of these materials, it is possible to obtain a combustion with very high temperatures. This means that the energy efficiency of the hob and oven is comparable to a wood stove without a boiler.
- The bricks also serve as a thermal absorber towards the boiler, thus reducing extreme temperature differences, which can result in condensation and subsequent tar that would significantly damage the heating stove in a matter of years.
- Thanks to the high efficiency combustion generated by the secondary air coming from above, there is a significant reduction in the consumption of wood.
- Greater power and load autonomy, thanks to the PLUS version with adjustable grill.
- To safeguard the environment, the heating stove is certified in compliance with the most stringent European regulations.

It has also been certified by the Austrian Ministry of Environment as a “GREEN” product. This quite exclusive and difficult to obtain certification is also awarded for the entire production phase of the heating stove respecting a sustainable process.



HEATING STOVE AND PLUS HEATING STOVE COMBUSTION CHAMBER

- 1 Combustion air intake
- 2 Rear flue gas
- 3 Thermal discharge circuit
- 4 Exchanger made of special high-performance alloy
- 5 Refractory brick combustion chamber
- 6 Fixed grill
- 7 Moveable grill
- 8 Triple-pane self-cleaning door
- 9 External air intake



REVERSE FLAME HEATING STOVE

After several years of research and development, we have completed and patented the next step in the evolution of wood heating stoves. Unlike traditional heating stoves where the boiler and the hot-plate are heated directly by wood combustion, with the reverse flame principle, primary combustion is only required to generate wood gas. The produced gases, when getting in contact with oxygen through a special air channel laid underneath the firebox, generate a secondary combustion which, by the effect of a special natural downdraught, creates the reverse flame. This combustion technology is extremely eco-friendly, generates extremely high temperatures with minimal amounts of ash and very low emissions which were unimaginable up until now. To complete the list of benefits:

- Extremely high efficiency and reduced consumption of up to 40%
- Functioning through a natural draught
- Constant performance due to controlled and continuous combustion by gasification not affected by drops in fuel recharges
- Possibility to switch between cooking and heating function
- Suitable for “Passive Houses” or very well-insulated houses, mainly in spring and in autumn, thanks to the minimal heating power release to the surroundings when running on the “heating” function



REVERSE FLAME HEATING STOVE COMBUSTION CHAMBER

- 1 Combustion air intake
- 2 Rear flue gas
- 3 Thermal discharge circuit
- 4 Exchanger made of special high-performance alloy
- 5 Refractory brick combustion chamber
- 6 Fixed grill
- 7 Triple-pane self-cleaning door
- 8 External air intake



RTP: SAFETY, SIMPLICITY AND DESIGN IN ONE KIT



All functional heating systems require a series of components which allow for the seamless integration of a heating stove. We have selected and pre-assembled the best components available on the market to be able to offer our customers maximum compatibility, functionality and safety. To optimise the increasingly small spaces of new homes, we have minimised the maximum overall dimensions, by creating a kit that can be incorporated into the heating stove, without the addition of external modules.

ADVANTAGES OF RTP THERMAL KIT

AESTHETICS, INSTALLATION, MAINTENANCE AND SAFETY

- No aesthetic impact on the kitchen
- Quick and easy installation
- Easy access to the kit from the front of the stove
- Integrated safety systems (thermal discharge, 3 bar safety valve)
- Check valve to ensure flow in only one direction
- Safe installation of the stove thanks to the load/drain tap
- Easy interfacing with other heat generators

FUNCTIONALITY

- Ready for closed tank installation
- Easy programming via the electronic control unit
- Maximum energy efficiency thanks to a special pump that ensures a stable flow

COMPONENTS

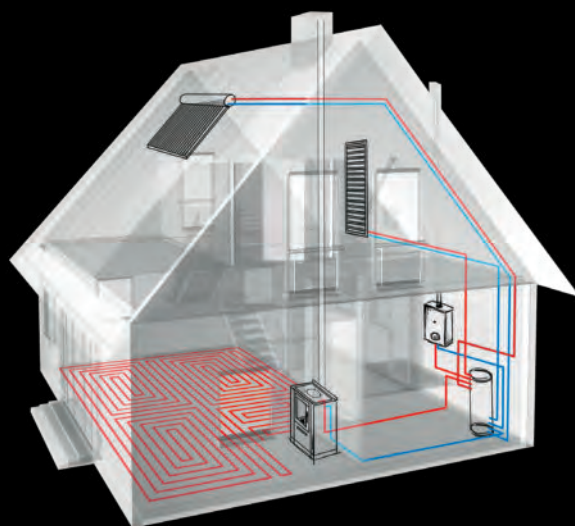
- Thermal discharge
- Anti-condensation valve 55°C
- Circulator
- 3 bar safety valve
- Pressure gauge
- Load tap
- Drain tap
- Load / drain tap + check
- Membrane expansion tank



Technical
data sheet

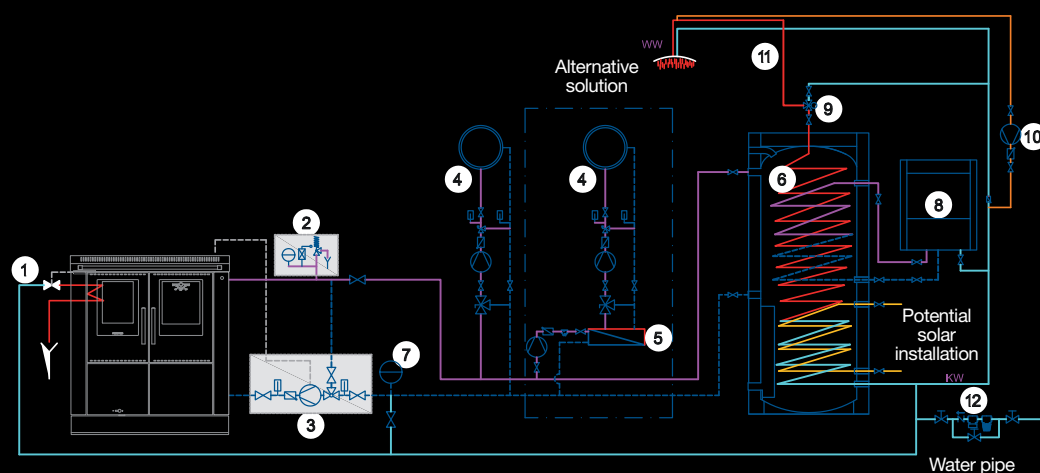
COMFORT, ECONOMY, SAFETY AND ALL THE HOT WATER YOU WANT

There are a multitude of possibilities for using heating stoves in a household heating system. Your heating technician will be able to recommend which solution best suits your requirements. The schemes merely represent some possible configurations. They cannot be used without prior verification for suitability by your heating technician.



EXAMPLE OF A FUNCTIONAL DIAGRAM:

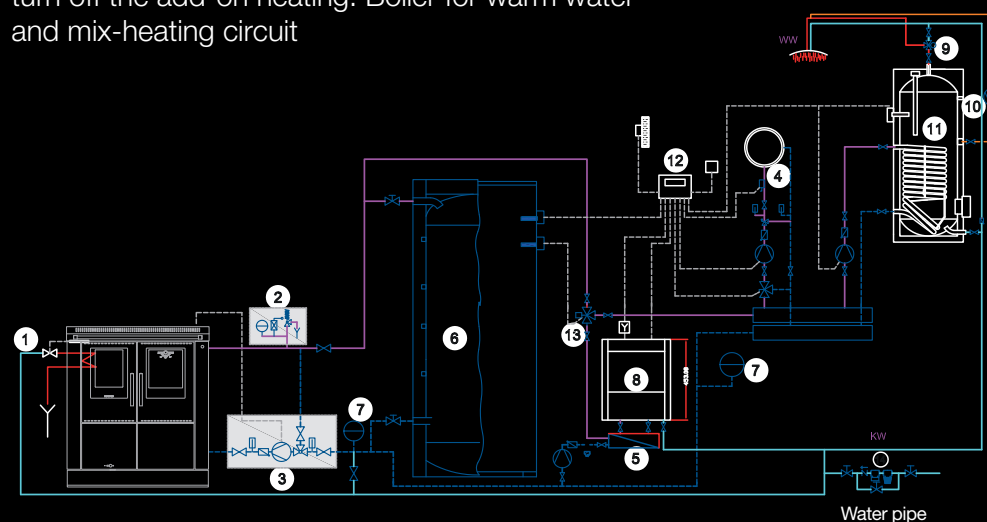
Heating stove with puffer tank, potential add-on heating for domestic hot water, mix-heating circuit



- 1 Thermal discharge
- 2 Pressure relief safety valve
- 3 Anti-condensation valve
- 4 Mix-heating circuit
- 5 Plate heat exchanger
- 6 Combined puffer tank
- 7 Membrane expansion tank
- 8 Add-on heating
- 9 Thermostatic mixer
- 10 Circulation pump
- 11 Domestic water
- 12 group, pressure reduction and H2O treatment

EXAMPLE OF A FUNCTIONAL DIAGRAM:

Heating stove with puffer tank or add-on heating, with three-way reversing valve and thermostat to turn off the add-on heating. Boiler for warm water and mix-heating circuit



- 1 Thermal discharge
- 2 Pressure relief safety valve
- 3 Anti-condensation valve
- 4 Mix-heating circuit
- 5 Plate heat exchanger
- 6 Puffer tank
- 7 Membrane expansion tank
- 8 Add-on heating
- 9 Thermostatic mixer
- 10 Circulation pump
- 11 Domestic water
- 12 Weather-driven control system
- 13 Three-way valve
- 14 Filter group, pressure reduction and H2O treatment



Combined monobloc consisting of: Heating stove 80 in White F8 / Stainless steel version.
Combined with oven, hob and extractor hood model Camino in White F8



Standard front handrail



Gas hob flush-fitted

Combined monobloc consisting of:
Heating stove 100 PLUS in the stainless steel
version combined with oven 90, gas hob and
extractor hood model Line in stainless steel





Combined monobloc consisting of:
Flame inverse heating stove 100 in the stainless steel
version combined with oven 60, gas hob and extractor
hood model Diagonal in stainless steel





60

HEATING STOVE

Measurements (W x D x H): 600 x 600 x 850-910 mm



PANORAMA
Black F5 / Stainless steel



PANORAMA
Stainless steel

Other customisations: page 158 / Technical data: page 143, 156-157

80

HEATING STOVE

Measurements (W x D x H): 800 x 600 x 850-910 mm



Optional



PANORAMA
Stainless steel



Oven available with
pull-down or lateral opening



PANORAMA
Black F5

Other customisations: page 158 / Technical data: page 143, 156-157

90

HEATING STOVE

Measurements (W x D x H): 900 x 600 x 850-910 mm



Optional



PANORAMA
Stainless steel



Oven available with
pull-down or lateral opening



PANORAMA
White F8 / Inox

Other customisations: page 158 / Technical data: page 143, 156-157

100

HEATING STOVE

Measurements (W x D x H): 1000 x 600 x 850-910 mm



Optional



PANORAMA
Red F6 / Stainless steel



Oven available with
pull-down or lateral opening



PANORAMA
Stainless steel

Other customisations: page 158 / Technical data: page 144, 156-157

80 PLUS

HEATING STOVE

Measurements (W x D x H): 800 x 600 x 850-910 mm



Optional



PANORAMA
Black F5 / Stainless steel



Oven available with
pull-down or lateral opening



PANORAMA
Stainless steel

Other customisations: page 158 / Technical data: page 144, 156-157

90 PLUS

HEATING STOVE

Measurements (W x D x H): 900 x 600 x 850-910 mm



Optional



PANORAMA
Stainless steel



Oven available with
pull-down or lateral opening



PANORAMA
Black F5
Reinforcement Black F5 (optional)

Other customisations: page 158 / Technical data: page 144, 156-157

100 PLUS

HEATING STOVE

Measurements (W x D x H): 1000 x 600 x 850-910 mm



Optional



PANORAMA
Stainless steel



Oven available with
pull-down or lateral opening




PANORAMA
Sand F7 / Inox

Other customisations: page 158 / Technical data: page 145, 156-157

80 REVERSE FLAME

HEATING STOVE

Measurements (W x D x H): 800 x 600 x 850-910 mm



Optional



PANORAMA
Anthracite F9 / Stainless steel



Oven available with
pull-down or lateral opening



PANORAMA
Stainless steel

Other customisations: page 158 / Technical data: page 145, 156-157

90 REVERSE FLAME

HEATING STOVE

Measurements (W x D x H): 900 x 600 x 850-910 mm



Optional



PANORAMA
Stainless steel



Oven available with
pull-down or lateral opening



PANORAMA
Grey brown F2 / Stainless steel

Other customisations: page 158 / Technical data: page 145, 156-157

100 REVERSE FLAME

HEATING STOVE

Measurements (W x D x H): 1000 x 600 x 850-910 mm



Optional



PANORAMA
Stainless steel



Oven available with
pull-down or lateral opening



PANORAMA
Red F6
Reinforcement Red F6 (optional)

Other customisations: page 158 / Technical data: page 146, 156-157

Primary
combustion

Secondary
gasification





WEclassic

PREFABRICATED STOVES

We have been producing prefabricated stoves for artisan stove fitters for many years, helping the latter to avoid any drawback of self-made devices such as the imperfect assembly of the elements, the possible appearance of cracks and problems with warranties for the materials. The prefabricated structures, however, have all the requirements of excellence just like the entire Pertinger range: a highly efficient combustion chamber, an oven made entirely of extra thick steel and the multitude of customised variations. Once the model has been chosen, the craftsman can then clad and finish it to his liking, giving it a unique touch. All prefabricated Pertinger stoves can also be fitted with smoke diversion valves for radiating walls. The base of prefabricated stoves can be an open brick arch or have a big drawer inserted for firewood storage. On request, fully custom-made prefabricated kitchens are also produced, from design to final installation.

Prefabricated stove 100XL with soapstone and plastered base segmental arched version

Side railing and cladding in soapstone



Satin-finished steel hob with rings







View of the plastered cooking island with a second fire door Dekor T10 with triple self-cleaning glass and extractor hood model Sky Incasso



photo: **Fotografie Sedlmayer**



Front view of the tailor-made prefabricated stove with wooden shelf

Prefabricated stove 100 Dekor T10 plastered with
base segmental arched version





Prefabricated stove 100 XL Dekor T10 with triple self-cleaning glass and smoke diversion valve, clad with tiles and arched base clad with stones

Prefabricated stove 100 Dekor T53 clad with tiles and plastered base segmental arched version. On the tiled stove are fitted tailor-made doors Dekor T53





Tailor-made door by the bread oven



60 PREFABRICATED WOOD STOVE

Measurements (W x D x H): 600 x 600 x 480 mm



Optional



PANORAMA
Stainless steel



DEKOR
ST21



TREND
Stainless steel

Other customisations: page 158 / Technical data: page 146, 156-157

80 PREFABRICATED WOOD STOVE

Measurements (W x D x H): 800 x 600 x 480 mm



Optional



DEKOR
ST31



TREND
Stainless steel




PANORAMA
Stainless steel

Other customisations: page 158 / Technical data: page 146, 156-157

90 PREFABRICATED WOOD STOVE

Measurements (W x D x H): 900 x 600 x 480 mm



TREND
Stainless steel



PANORAMA
Stainless steel




DEKOR
ST04

Other customisations: page 158 / Technical data: page 147, 156-157

100 PREFABRICATED WOOD STOVE

Measurements (W x D x H): 1000 x 600 x 480 mm



PANORAMA
Stainless steel



DEKOR
ST41




TREND
Stainless steel

Other customisations: page 158 / Technical data: page 147, 156-157

100 XL PREFABRICATED

WOOD STOVE

Measurements (W x D x H): 1000 x 600 x 480 mm



Optional



TREND
Stainless steel



DEKOR
ST31




PANORAMA
Dekor T10

Other customisations: page 158 / Technical data: page 147, 156-157

110 XL PREFABRICATED

WOOD STOVE

Measurements (W x D x H): 1100 x 600 x 480 mm



Optional



TREND
Stainless steel



PANORAMA
Stainless steel




DEKOR
ST37

Other customisations: page 158 / Technical data: page 148, 156-157

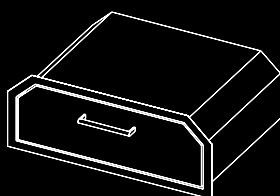
SELF-CLOSING DRAWERS



Square
version

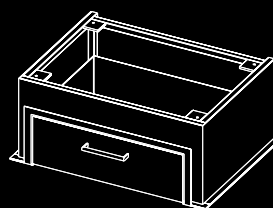


Arch
version

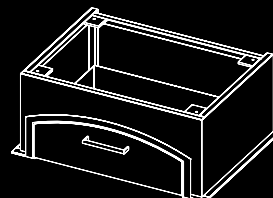


Chamfered
version

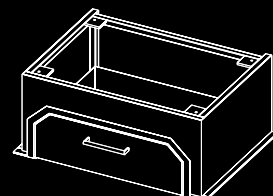
BASES



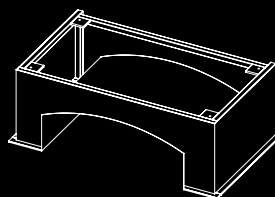
With drawer
square version



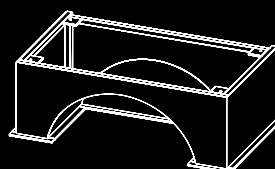
With drawer
arch version



With drawer
chamfered
version



With segment arch



With round arch

CLADDINGS



Prefabricated stove clad with majolica tiles



Prefabricated stove clad with plastered bricks



WEcustomized

CUSTOM-MADE KITCHEN STOVES AND HEATING STOVES

Pertinger's true vocation - the result of a great deal of experience and passion - is building custom-made creation. Each one of these devices is a unique piece of art, designed and built according to individual customer's specifications. It all starts with a detailed design and planning to include and combine customer's preferences for aesthetics and technical subtleties. Each single component is accurately evaluated and checked to then move "from paper to reality" through the expert hands of our skilled locksmiths, who carefully manufacture the stove following highest standards of craftsmanship. The end result will be the unique stove that you have always dreamt about.



Cooking area consisting of a peninsula kitchen stove, extractor hood model Sky hood and furniture in stainless steel and natural steel

Wall cupboard with integrated LED lighting



Worktop with welded sink



furniture: dolomwood.com

Island designed and tailor-made consisting of:
Kitchen stove Professional 1300 with washing and cooking area







Multifunction island consisting of a traditional wood stove coupled with induction and gas hobs, electric oven and a breakfast snack area



Swivel tap for filling the pan



Combustion air
regulating detail



Cooking on a radiating hob



Gas and induction cooker combined
with a multifunction oven



Wood cooking zone



Suspended island cooker hood



Spacious drawer for log storage



Multifunctional island in stainless steel



Handrail Professional line



Special kitchen stove with perimeter flue gas that allows heating the entire living area



Kitchenette with kitchenstove
tailor-made entirely in natural steel

Flush-fitted hob









Kitchenstove tailor-made in natural steel and
worktop in full stainless steel 8 mm



The inhomogeneity of the structure and
colour is a characteristic of natural steel



Side compartment with hinged door

Peninsula kitchen stove cladded with natural stone "Essential Gray", extractor hood model Sky in stainless steel with frame in natural steel





Side view with oven and pass-through niche in stainless steel



Pass-through oven with opening on two sides



Custom made wood stove connected to a stove clad with majolica tiles with a smoke deviator valve



Tailor-made kitchen stove in stainless steel integrated into the kitchen block



Detail of the kitchen stove built-in in the kitchen block



Steel plate graphite painted with frame in stainless steel in a special format

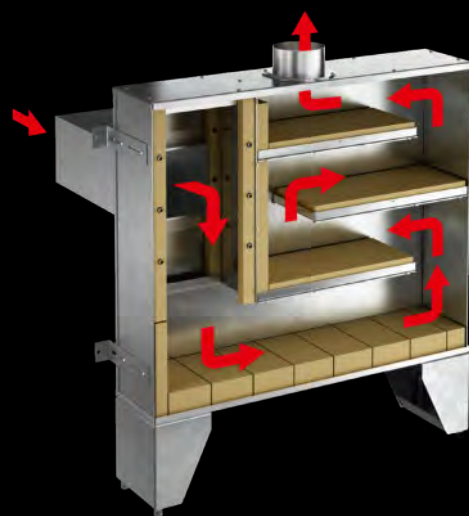


Customised masonry kitchen with combustion chamber installed on the side of the living area

WEsolution

HEATING SOLUTIONS

The Pertinger wood and heating stoves can be fitted with a smoke diversion valve that can divert fumes from the combustion chamber to a mass heat storage with radiant walls that could be placed in the same room or in an adjacent room. Therefore, when the desired temperature is reached in the kitchen, you can decide to transfer the heat produced to another room.



The heat storage system does not require the heater or radiant wall to be fed continuously. With just a few loads of wood, it will reach the ideal temperature and release a pleasant warmth for several hours after. Optional system that allows the fumes from the combustion chamber to be diverted to another stove or radiant wall. The heat transmitted by radiation benefits those who receive it. A further advantage is the drastic reduction of dust in the living environment.



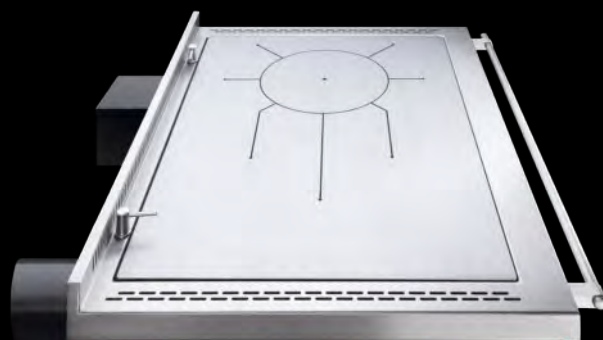
Technical
data sheet



Ökoalpin 90 kitchen stove in monobloc version, equipped with combustion diversion valve that can be used to heat a radiant wall lined in majolica installed in another room



The stove has two separate valves, one with a square section in the combustion chamber and the other with a circular section on the smoke outlet





WEwork

PROFESSIONAL STOVES

Creating a wood stove for professional use calls for maximum accuracy related to the choice of materials, technical solutions, practicality, safety and ease of use. Choosing a Pertinger Professional stove means matching all these criteria, and ensuring a long life of the stove even if it is used for many hours every day. Every single element is designed and built to fit perfectly into the overall project. With Pertinger Professional stoves, you will bring cooking excellence into your home, even made to measure if required.

Tailor-made commercial kitchen with integrated wood stove in stainless steel with powder-coated panels, installed at the “Moarhof” tavern in Feldthurns (South Tyrol-Italy)

Worktop in stainless steel with rounded corners



Worktop with welded sink with drainer





Tailor-made commercial kitchen with integrated professional wood stove in stainless steel installed at the "Steigerhof" tavern in Rodeneck (South Tyrol)



Groove handle door detail in professional version



Column completely clad in stainless steel





The “Schmarren”, a typical specialty from South Tyrol, prepared directly on the flame of a Pertinger professional stove and served with cowberry jam

1100 PROFESSIONAL

WOOD STOVE

Measurements (W x D): 1100 x 800 mm (customized height)



Optional



PANORAMA
Stainless steel



TREND
Stainless steel

Other customisations: page 158 / Technical data: page 148, 156-157

1300 PROFESSIONAL

WOOD STOVE

Measurements (W x D): 1300 x 800 mm (customized height)



Optional



TREND
Stainless steel



PANORAMA
Stainless steel

Other customisations: page 158 / Technical data: page 148, 156-157



WEfurniture

STAINLESS STEEL FURNITURE FOR THE INTERIOR

A professional kitchen, even in your own home? Here are the very solid Pertinger proposals that help better organise the space and enrich the environment with sober, refined beauty. A range of base units, tall units, wall units - in stainless steel, natural steel or powder coated - with which it is possible to furnish with countless possible combinations.

For the worktops, you can request a customised design, even with the choice of multiple material thicknesses and finishes. In addition to being professional, the kitchen thus becomes a place with an original, highly personal charming touch.

A RESULT THAT IS ALWAYS CUSTOMISED

The combined monoblocs can be designed using ovens and cooking hobs from Pertinger or also from other brands. As an alternative or in combination, you can opt for various drawers for storing or just a cantilevered counter top. For an even more attractive combination, you could add a stainless steel splashback and an elegant Pertinger extraction hood.



90 ÖKOALPIN Panorama in Natural steel / Stainless steel with tailor-made cabinet with drawers



KITCHEN UNIT WITH BUILT-IN ELECTRICAL APPLIANCES

Stainless steel structure with natural steel doors



OUR AESTHETIC AND CONCEPTUAL CHALLENGE

Engaging fully in the construction of a kitchen island - like any other project - is a source of great satisfaction for us. Solving precise technical problems, exploiting every space in a rational way, adding an unprecedented note of style to everything: all of this is very exciting to us, and can only be completed thanks to a continuous exchange between those who design and those who - with craftsmanship - produce the final work.



FINISHES OF THE SURFACES:



Scotch brite



Natural



Wirbelfinish









BASE

Linear, corner and under sink: a modular system that can be configured with doors, drawers, baskets and shelves. To create the ideal layout of your kitchen



TALL

The tall unit system is made to measure, with all the care and professionalism which make Pertinger very proud. Each structure can be equipped with doors, drawers, baskets and fixed or mobile shelves to create oven compartments, coffee machine, blast chiller, etc.



WALL UNITS

Essential lines and the beauty of stainless steel - as well as other finishes on request - make the wall unit system an element of refined visual impact. Do you prefer them with pull-down or standard doors? The choice is yours



STANDARD DOOR

This door panel with a thickness of 20 mm is available in different surfaces, with or without handles. On request, handles supplied by the customer can be fitted or equipped with a push-pull system



GROOVE HANDLE DOOR

The special feature of this door panel with a thickness of 25 mm is a recessed grip. The smooth, handle-free exterior gives the kitchen element an elegant, clear and straightforward overall appearance



SINKS

The stainless steel sink is welded flush with the surface in such a way that perfect continuity with the worktop is created. A precision weld in which the sink is connected to the other elements and fused into a single piece



WEcooking area

OVENS, HOBS AND EXTRACTION HOODS

To make your kitchen even more functional, it will be possible to add an additional cooking area, excellent for the hottest periods of the year. You can combine an electric oven of different sizes with an induction or gas hob - choosing from the best brands on the market -, as well as a series of quality products selected by us and offered in this very catalogue. When preparing tasty dishes, you will forget about strong smells in the kitchen when you add a Pertinger extractor hood. These are available in two types of function: exhaust air or recirculation mode by means of filtering through an activated carbon filter and are available in different shapes and sizes, both with internal and remote motor - to be installed on the roof of the house -, which makes the hood extremely silent.

60

OVEN



TYPE OF OVEN AND TYPE OF HEATING

- Oven with 7 types of heating:
3D hot air plus, top/bottom heat, convection grill system, large area grill, pizza setting, separate bottom heat, gentle hot air
- Temperature control from 50 °C - 275 °C
- Oven capacity: 71 l

COMFORT

- White LC display
- CookControl with 10 programmes
- Flap door, oven door with softMove
- Fast heating
- Cooling fan
- Cleaning: humidClean

ENVIRONMENT AND SECURITY

- Low door temperature
- Child lock

ACCESSORIES

1 enamelled baking tin, 1 combination rack, 1 universal pan

TECHNICAL INFO

Installation dimensions (H x W x D): 595 x 560 x 550 mm
Device dimensions (H x W x D): 595 x 594 x 548 mm
Power requirement: 3.6 kW

HIGHLIGHTS

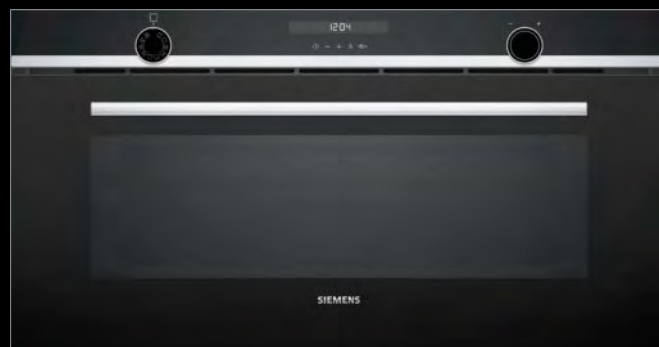


INTUITIVE CONTROL THANKS TO THE ILLUMINATED CONTROL KNOB - LIGHTCONTROL

The new lightControl operating concept illuminates each selected heating symbol in a stylish blue light - and thus transforms the design into an intuitive and exciting experience.

90

OVEN



TYPE OF OVEN AND TYPE OF HEATING

- Oven with 10 types of heating:
Hot air, top/bottom heat, circulating air, convection grill system, large area grill, small area grill, pizza setting, separate bottom heating, defrosting, top/bottom gentle heating
- Temperature control from 40 °C - 280 °C
- Oven capacity: 85 l

COMFORT

- White LC display
- Flap door
- Fast heating
- Cooling fan
- varioClip pull-out
- Cleaning: catalytic coating

ENVIRONMENT AND SECURITY


- Low door temperature
- Child lock

ACCESSORIES

1 enamelled baking tin, 1 combination rack, 1 universal pan

TECHNICAL INFO

Installation dimensions (H x W x D): 480 x 860 x 560 mm
Device dimensions (H x W x D): 475 x 896 x 572 mm
Power requirement: 3.1 kW



REACHING THE DESIRED BAKING TEMPERATURE FASTER - FAST HEATING

The switchable fast heating system heats up the oven particularly quickly - without consuming more energy. The waiting time until your oven is ready is reduced to a minimum.

60 ELECTRIC

HOB



EQUIPMENT

- 4 high-speed cooking zones, including 1 x double-ring cooking zone, 1 x roasting zone
- Touchscreen operation
- 17 power levels
- Sensor key, reStart
- Digital function display
- Child lock, safety shutdown
- 2-stage residual heat display for each cooking zone

FLAT-FRAME DESIGN

- Device dimensions (W x D): 583 x 513 mm
- Cut-out dimensions (W x D): 560 x 490-500 mm

FLUSH DESIGN

- Device dimensions (W x D): 572 x 512 mm
- Cut-out dimensions (W x D): 576 x 516 mm

60 INDUCTION

HOB



EQUIPMENT

- 4 induction cooking zones, including 1 x roasting zone touchSlider operation (mono)
- quickStart, reStart
- Timer, countDown function
- 17 performance levels
- Pan detection
- Child lock, safety shutdown
- 2-stage residual heat display for each cooking zone
- Energy consumption display
- powerBoost function possible for all induction cooking zones

FLAT-FRAME DESIGN

- Device dimensions (W x D): 583 x 513 mm
- Cut-out dimensions (W x D): 560 x 490-500 mm

FLUSH DESIGN

- Device dimensions (W x D): 572 x 512 mm
- Cut-out dimensions (W x D): 576 x 516 mm

80 ELECTRIC

HOB



EQUIPMENT

- 4 high-speed cooking zones, including 1 combination cooking zone
- 2 switchable double-ring cooking zones
- touchSlider
- 17 power levels
- reStart
- Digital function display
- Timer with safety shutdown
- 2-stage residual heat display for each cooking zone
- Energy consumption display
- powerBoost function

FLAT-FRAME DESIGN

- Device dimensions (W x D): 795 x 517 mm
- Cut-out dimensions (W x D): 780 x 500 mm

FLUSH DESIGN

- Device dimensions (W x D): 792 x 512 mm
- Cut-out dimensions (W x D): 796 x 516 mm

80 INDUCTION

HOB



EQUIPMENT

- 5 induction cooking zones
- touchSlider
- 17 power levels
- quickStart, reStart
- Timer, countDown function
- Pan detection
- Child lock, safety shutdown
- 2-stage residual heat display for each cooking zone
- Energy consumption display
- powerBoost function possible for all induction cooking zones

FLAT-FRAME DESIGN

- Device dimensions (W x D): 795 x 517 mm
- Cut-out dimensions (W x D): 780 x 500 mm

FLUSH DESIGN

- Device dimensions (W x D): 792 x 512 mm
- Cut-out dimensions (W x D): 796 x 516 mm

DIAGONAL

EXTRACTOR HOOD

Measurements (W x D x H):
900-2100 x 452 x 910-1210 mm
Also custom made on request



Technical data: page 150

LINE

EXTRACTOR HOOD

Measurements (W x D x H):
900-2100 x 500 x 580-1080 mm
Also custom made on request



Technical data: page 150

CLASSIC

EXTRACTOR HOOD

Measurements (W x D x H):
900-2100 x 500 x 880-1200 mm
Also custom made on request



Technical data: page 150


CAMINO

EXTRACTOR HOOD

Measurements (W x D x H):
900-2100 x 500 x 740 mm
Also custom made on request



63 dB



Technical data: page 151

SKY

EXTRACTOR HOOD

Measurements (W x D x H):
900-2100 x 600 x 280 mm



63 dB



Technical data: page 151

SKY INCASSO

EXTRACTOR HOOD

Measurements (W x D x H):
900-2100 x 600 x 300 mm



63 dB



Technical data: page 151

EVO INCASSO

EXTRACTOR HOOD

Measurements (W x D x H):
531, 776, 1053 x 294 x 337 mm



Technical data: page 152

PROFESSIONAL WALL

EXTRACTOR HOOD

Measurements (W x D x H):
850-1549 x 550 x 950-1450 mm (1 chimney)
1550-3150 x 550 x 950-1450 mm (2 chimneys)



Technical data: page 152

BUILT-IN MOTOR

REMOTE MOTOR

Measurements (W x D x H):
470 x 160 x 570 mm



Technical data: page 153

EXTERNAL EXTRACTIONS

REMOTE MOTOR

Measurements (W x D x H):
500 x 550 x 1152 mm

 **63 dB**



Technical data: page 153



 PERTINGER

WEoutdoor & barbecue

TAILOR-MADE ACCESSORIES FOR THE GARDEN AND BARBECUE

Pertinger produces a series of furniture perfectly resistant to external climatic conditions, which can embellish the most elegant of gardens. In addition to outdoor kitchen components, the company creates high quality garden furniture. Sofas, flower boxes and other accessories, in a refined choice of colours and variants. Realizable according to your taste and therefore real unique pieces.

Brio and elegance for all your green spaces: made to last.

STAINLESS STEEL FURNITURE FOR OUTDOORS

The outdoor kitchen, which is available in countless colours, can be adapted to any type of accessory if desired (e.g. gas grill). Thanks to the company's wide-ranging ability to develop special solutions from A to Z, there are no limits to your wishes.





Personalized outdoor kitchen in stainless steel and powder coated



TO COOK EXTRA-FINE MEAT, THE BEST CHEFS HAVE A SECRET



Pertinger products are renowned for quality, functionality and design and this is fully confirmed by our charcoal grills. These are professional products, capable of grilling in exceptionally fast times and giving the meat a unique taste.




MASTERGRILL
Available in various sizes



STEAKER
Available in various sizes





WEclean

PRODUCTS FOR CLEANING AND MAINTENANCE

A range of non-aggressive products, specifically for kitchen stove cleaning and maintenance, tested to keep your stove shiny over the years.

Because every one of our devices is a work of art.

P-CLEAN STONE

Cleaning and polishing stone for kitchen stove hobs in steel or glass ceramic

Solid product: Content 500 ml



P-OIL PROTECTION

For the maintenance of the kitchen stove hob

Oil: Content 200 ml



P-CLEAN PLUS

Removes tough stains and dirt

Viscous product: Content 375 ml



P-BIOCLEANER CREAM

For stainless steel and glass ceramic surfaces.
Degreasing, cleaning and polishing action. Eco-biological

Viscous product: Content 500 ml



P-ORANGE DEGREASER

Universally applicable to all
smooth surfaces

Liquid product with sprayer: Content 500 ml



P-SHINE INOX

For stainless steel surfaces


Spray: Content 400 ml



P-PROTECT OXIDATION

For the protection against and interruption of rust formation of unprotected black plate surfaces

Oil: Content 250 ml



P-ECO FIRE

Pack of 48 pcs. firelighters



P-VACUUM

Ash vacuum cleaner 800 W






WEtechnical

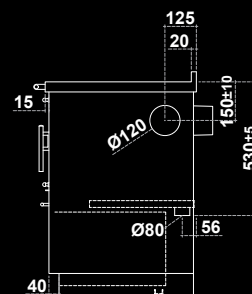
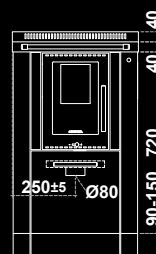
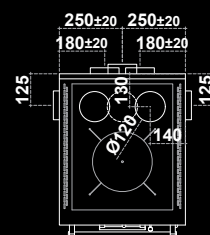
TECHNICAL INFORMATION

50 ÖKOALPIN

WOOD STOVE



Measurements (W x D x H): 500 x 600 x 850-910 mm
 Nominal heating power: 6 kW
 Heating efficiency: 80,2%
 Patented adjustable multiple smoke outlet
 Available with door stop left or right



Technical
data sheet

60 ÖKOALPIN

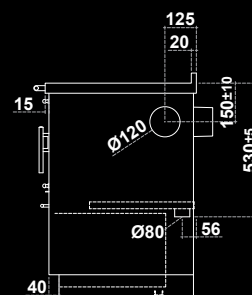
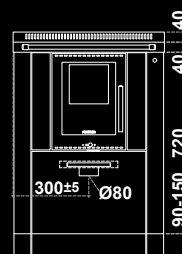
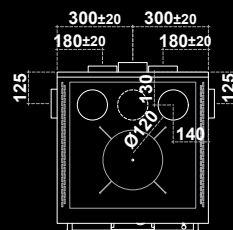
WOOD STOVE



Optional



Measurements (W x D x H): 600 x 600 x 850-910 mm
 Nominal heating power: 6 kW
 Heating efficiency: 80,2%
 Patented adjustable multiple smoke outlet
 Available with door stop left or right




Technical
data sheet

60BU ÖKOALPIN

WOOD STOVE

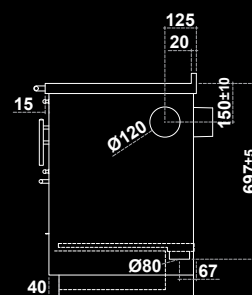
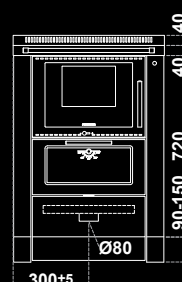
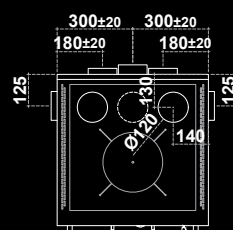


Optional



Measurements (W x D x H): 600 x 600 x 850-910 mm
 Nominal heating power: 8 kW
 Heating efficiency: 84,2%
 Patented adjustable multiple smoke outlet
 Available with door stop left or right

★ Only on request




Technical
data sheet

60BU XL ÖKOALPIN

WOOD STOVE



Optional



Measurements (W x D x H): 600 x 600 x 850-910 mm

Nominal heating power: 8 kW

Heating efficiency: 84,2%

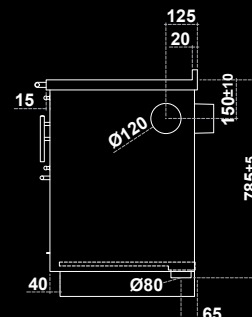
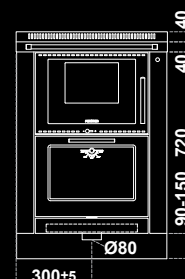
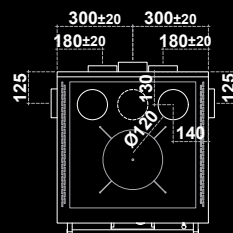
Patented adjustable multiple smoke outlet

Available with door stop left or right

★ Only on request



Technical
data sheet




70BU ÖKOALPIN

WOOD STOVE



Optional



Measurements (W x D x H): 700 x 600 x 850-910 mm

Nominal heating power: 8 kW

Heating efficiency: 84,2%

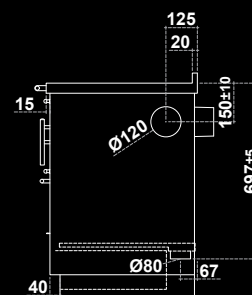
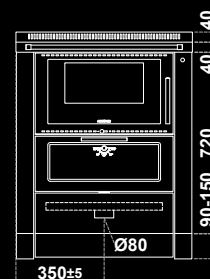
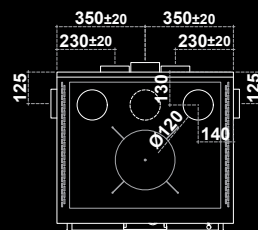
Patented adjustable multiple smoke outlet

Available with door stop left or right

★ Only on request



Technical
data sheet




70BU XL ÖKOALPIN

WOOD STOVE



Optional



Measurements (W x D x H): 700 x 600 x 850-910 mm

Nominal heating power: 8 kW

Heating efficiency: 84,2%

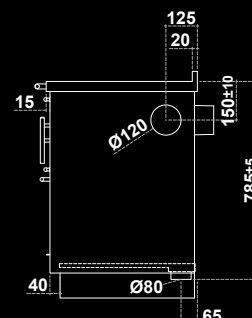
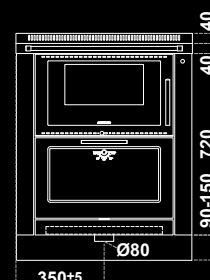
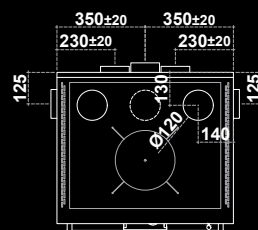
Patented adjustable multiple smoke outlet

Available with door stop left or right

★ Only on request



Technical
data sheet



70 ÖKOALPIN

WOOD STOVE



Optional



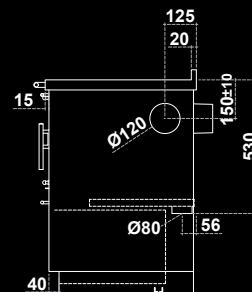
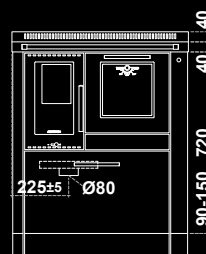
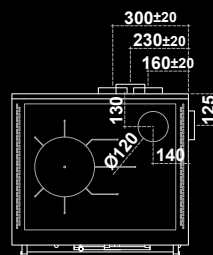
Measurements (W x D x H): 700 x 600 x 850-910 mm

Nominal heating power: 7 kW

Heating efficiency: 80,7%

Patented adjustable multiple smoke outlet

Available with oven right or left



Technical
data sheet

70+5 ÖKOALPIN

WOOD STOVE



Optional



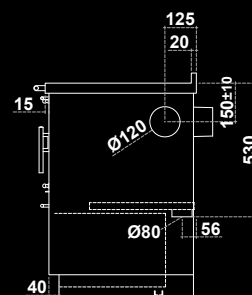
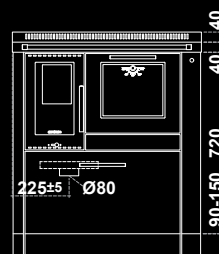
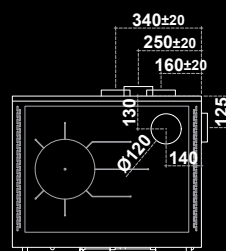
Measurements (W x D x H): 750 x 600 x 850-910 mm

Nominal heating power: 7 kW

Heating efficiency: 80,7%

Patented adjustable multiple smoke outlet

Available with oven right or left



Technical
data sheet

80 ÖKOALPIN

WOOD STOVE



Optional



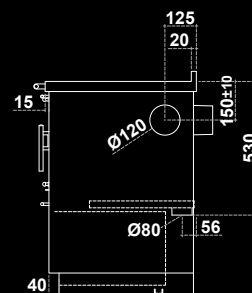
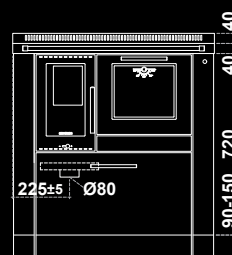
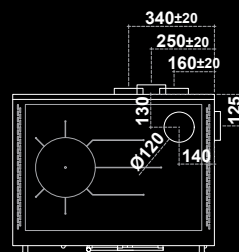
Measurements (W x D x H): 800 x 600 x 850-910 mm

Nominal heating power: 8 kW

Heating efficiency: 83,8%

Patented adjustable multiple smoke outlet

Available with oven right or left



Technical
data sheet

90 ÖKOALPIN

WOOD STOVE



Optional



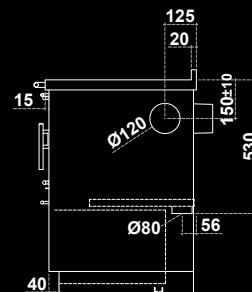
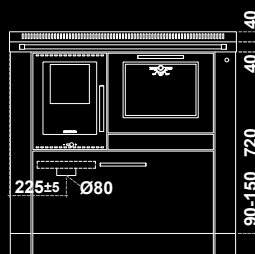
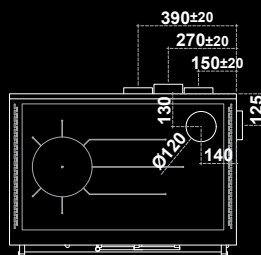
Measurements (W x D x H): 900 x 600 x 850-910 mm

Nominal heating power: 8 kW

Heating efficiency: 83,8%

Patented adjustable multiple smoke outlet

Available with oven right or left



Technical
data sheet

100 ÖKOALPIN

WOOD STOVE



Optional



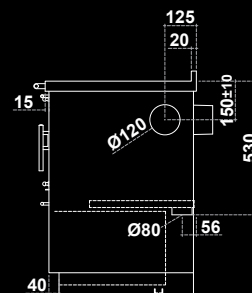
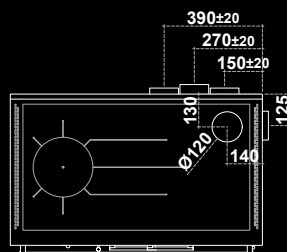
Measurements (W x D x H): 1000 x 600 x 850-910 mm

Nominal heating power: 8 kW

Heating efficiency: 83,8%

Patented adjustable multiple smoke outlet

Available with oven right or left



Technical
data sheet

110 ÖKOALPIN

WOOD STOVE



Optional



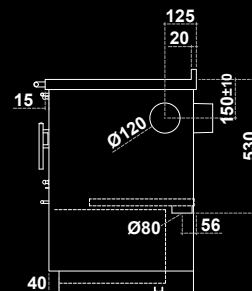
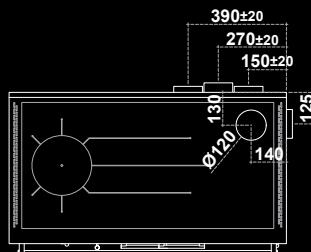
Measurements (W x D x H): 1100 x 600 x 850-910 mm

Nominal heating power: 8 kW

Heating efficiency: 83,8%

Patented adjustable multiple smoke outlet

Available with oven right or left



Technical
data sheet

80 VINTAGE

WOOD STOVE



Optional



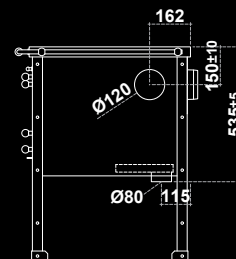
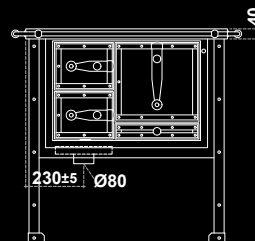
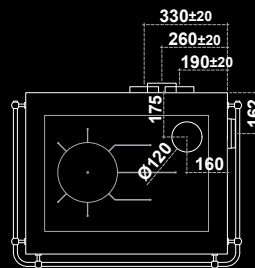
Measurements (W x D): 800 x 640 mm (customized height)

Nominal heating power: 8 kW

Heating efficiency: 83,8%

Patented adjustable multiple smoke outlet

Available with oven right or left



Technical
data sheet

90 VINTAGE

WOOD STOVE



Optional



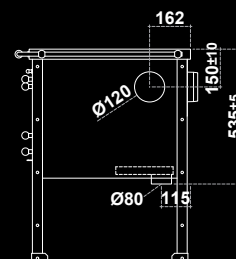
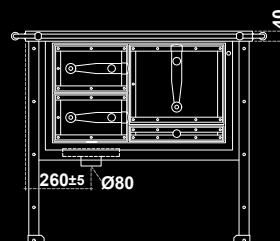
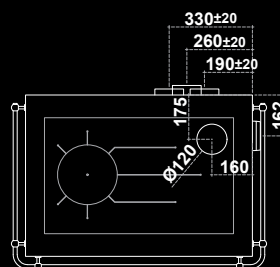
Measurements (W x D): 900 x 640 mm (customized height)

Nominal heating power: 8 kW

Heating efficiency: 83,8%

Patented adjustable multiple smoke outlet

Available with oven right or left



Technical
data sheet

100 VINTAGE

WOOD STOVE



Optional



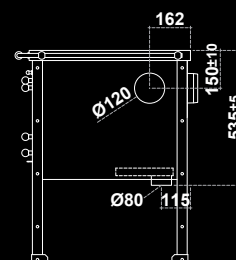
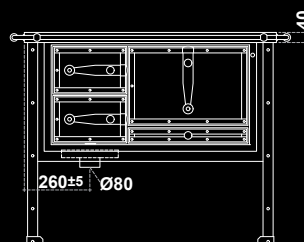
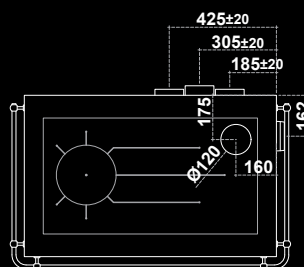
Measurements (W x D): 1000 x 640 mm (customized height)

Nominal heating power: 8 kW

Heating efficiency: 83,8%

Patented adjustable multiple smoke outlet

Available with oven right or left



Technical
data sheet

110 VINTAGE

WOOD STOVE



Optional



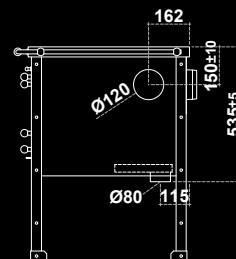
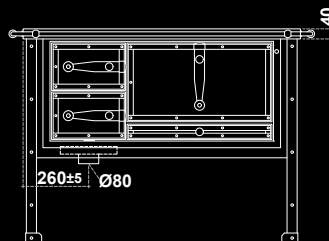
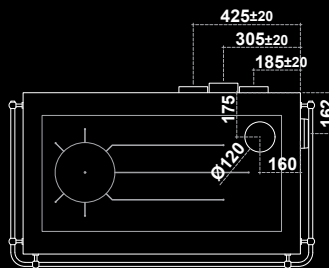
Measurements (W x D): 1100 x 640 mm (customized height)

Nominal heating power: 8 kW

Heating efficiency: 83,8%

Patented adjustable multiple smoke outlet

Available with oven right or left



Technical
data sheet

60 PELLET

PELLET STOVE



Optional

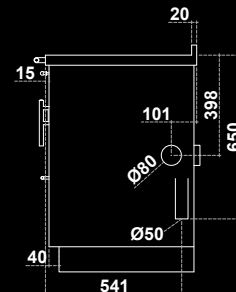
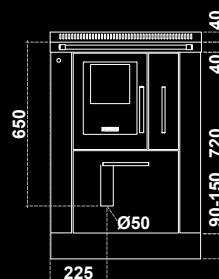
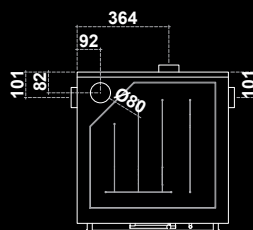


Measurements (W x D x H): 600 x 600 x 850-910 mm

Nominal heating power: 6,7 kW

Heating efficiency: 90%

Pellet tank: 20 kg



Technical
data sheet

90 PELLET

PELLET STOVE



Optional



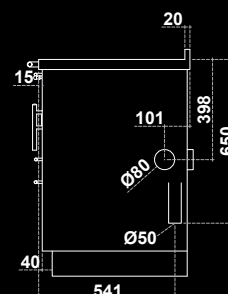
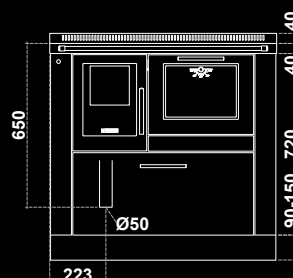
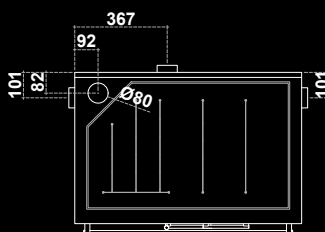
Measurements (W x D x H): 900 x 600 x 850-910 mm

Nominal heating power: 9 kW

Heating efficiency: 91%

Pellet tank: 24 kg

Available only with oven right



Technical
data sheet

60 PELLET HYDRO

PELLET HEATING STOVE



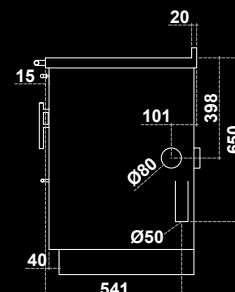
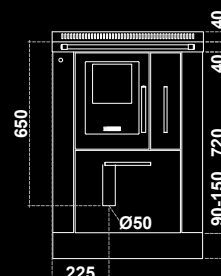
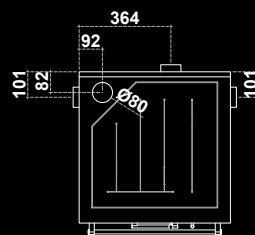
Optional



Measurements (W x D x H): 600 x 600 x 850-910 mm
 Nominal heating power: 13,2 kW
 Heating efficiency: 91,2%
 Pellet tank: 20 kg



Technical
data sheet



90 PELLET HYDRO

PELLET HEATING STOVE



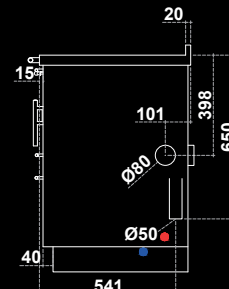
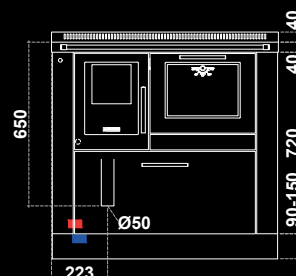
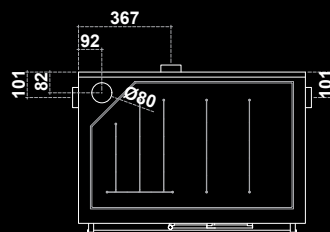
Optional



Measurements (W x D x H): 900 x 600 x 850-910 mm
 Nominal heating power: 10,7 kW
 Heating efficiency: 91,3%
 Pellet tank: 24 kg
 Available only with oven right



Technical
data sheet



TANK PELLET

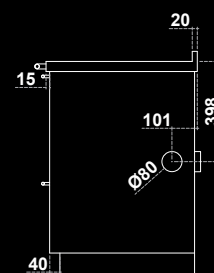
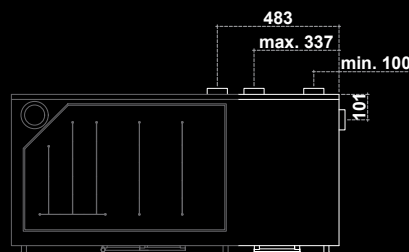
ADDITIONAL TANK PELLET



Measurements (W x D x H): 400 x 600 x 850-910 mm
 Pellet tank: 55 kg
 Can only be installed on the right



Technical
data sheet



60

HEATING STOVE



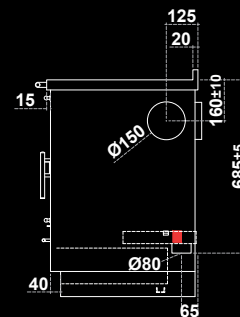
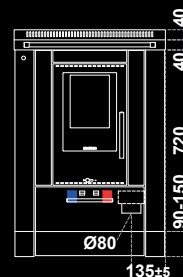
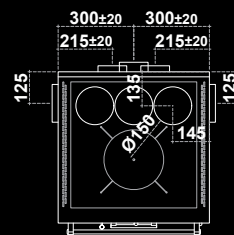
Measurements (W x D x H): 600 x 600 x 850-910 mm

Nominal heating power: 14 kW

Heating efficiency: 85,7%

Patented adjustable multiple smoke outlet

Available with door stop left or right



Technical
data sheet

80

HEATING STOVE



Optional



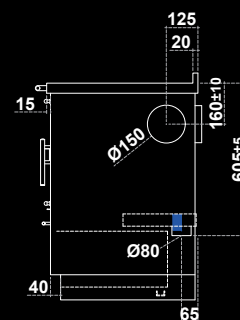
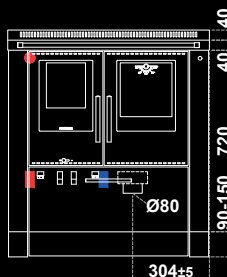
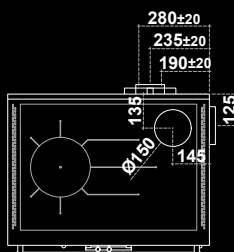
Measurements (W x D x H): 800 x 600 x 850-910 mm

Nominal heating power: 14 kW

Heating efficiency: 80,3%

Patented adjustable multiple smoke outlet

Available with oven right or left



Technical
data sheet

90

HEATING STOVE



Optional



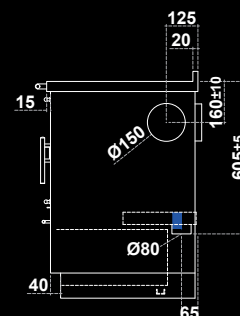
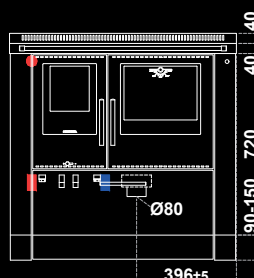
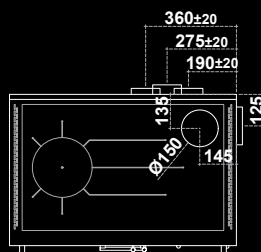
Measurements (W x D x H): 900 x 600 x 850-910 mm

Nominal heating power: 14 kW

Heating efficiency: 80,3%

Patented adjustable multiple smoke outlet

Available with oven right or left



Technical
data sheet

100



Optional



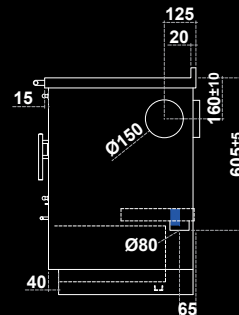
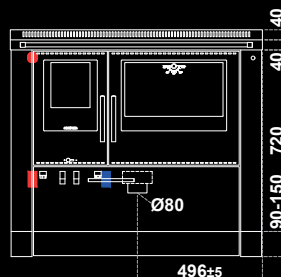
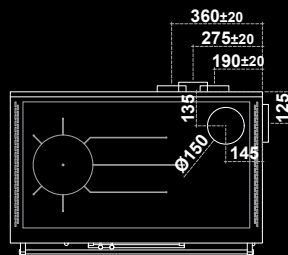
Measurements (W x D x H): 1000 x 600 x 850-910 mm

Nominal heating power: 14 kW

Heating efficiency: 80,3%

Patented adjustable multiple smoke outlet

Available with oven right or left



Technical data sheet

80 PLUS



Optional



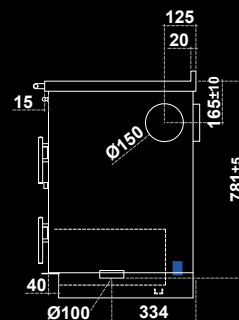
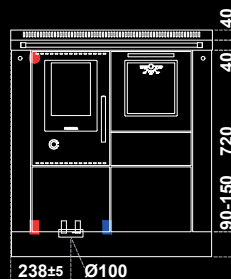
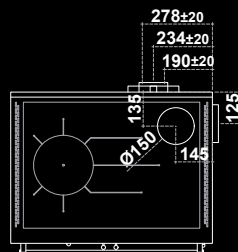
Measurements (W x D x H): 800 x 600 x 850-910 mm

Nominal heating power: 14,9 kW

Heating efficiency: 86,5%

Patented adjustable multiple smoke outlet

Available with oven right or left



Technical data sheet

90 PLUS



Optional



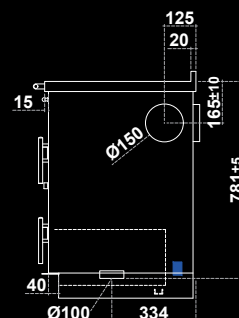
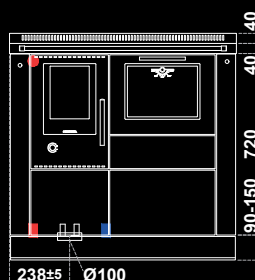
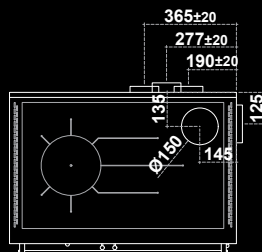
Measurements (W x D x H): 900 x 600 x 850-910 mm

Nominal heating power: 14,9 kW

Heating efficiency: 86,5%

Patented adjustable multiple smoke outlet


Available with oven right or left



Technical data sheet

100 PLUS

HEATING STOVE



Optional



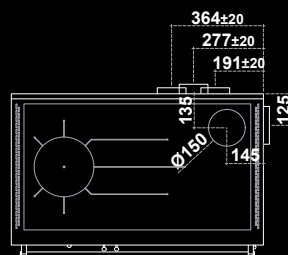
Measurements (W x D x H): 1000 x 600 x 850-910 mm

Nominal heating power: 14,9 kW

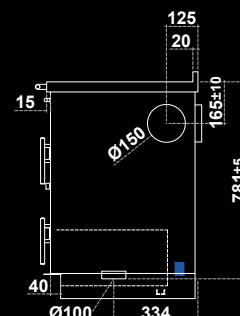
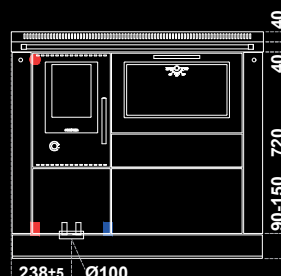
Heating efficiency: 86,5%

Patented adjustable multiple smoke outlet

Available with oven right or left




Technical
data sheet



80 REVERSE FLAME

HEATING STOVE



Optional



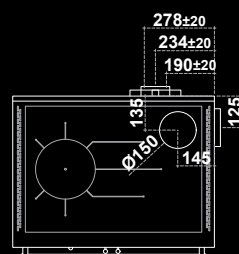
Measurements (W x D x H): 800 x 600 x 850-910 mm

Nominal heating power: 10,6 kW

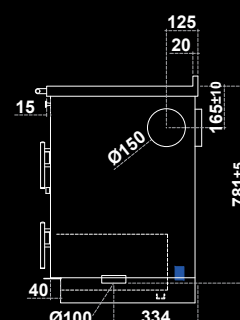
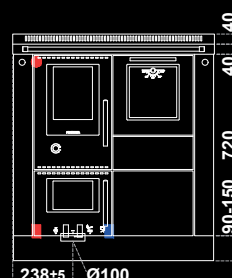
Heating efficiency: 92,2%

Patented adjustable multiple smoke outlet

Available with oven right or left




Technical
data sheet



90 REVERSE FLAME

HEATING STOVE



Optional



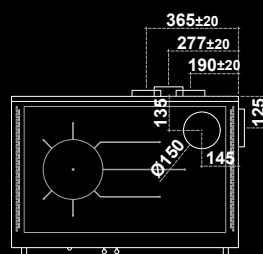
Measurements (W x D x H): 900 x 600 x 850-910 mm

Nominal heating power: 10,6 kW

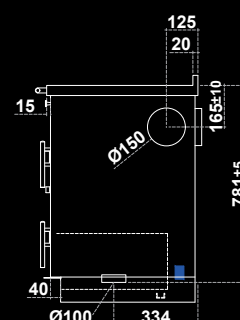
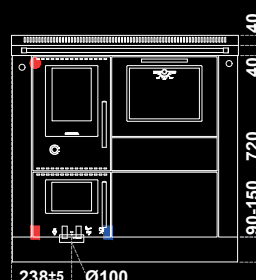
Heating efficiency: 92,2%

Patented adjustable multiple smoke outlet

Available with oven right or left



Technical
data sheet



100 REVERSE FLAME HEATING STOVE



Optional



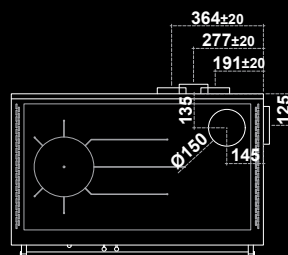
Measurements (W x D x H): 1000 x 600 x 850-910 mm

Nominal heating power: 10,6 kW

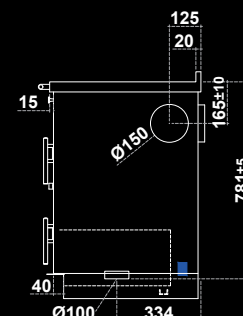
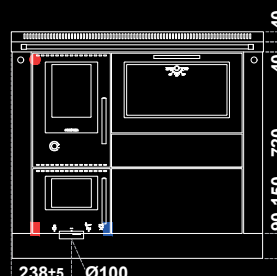
Heating efficiency: 92,2%

Patented adjustable multiple smoke outlet

Available with oven right or left



Technical data sheet



60 PREFABRICATED WOOD STOVE



Optional



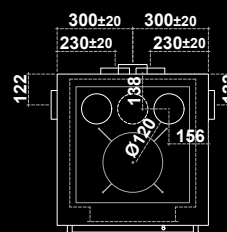
Measurements (W x D x H): 600 x 600 x 480 mm

Nominal heating power: 6 kW

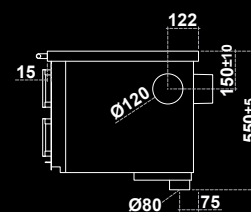
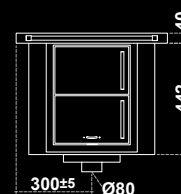
Heating efficiency: 80,2%

Patented adjustable multiple smoke outlet

Available with door stop left or right



Technical data sheet



80 PREFABRICATED WOOD STOVE



Optional



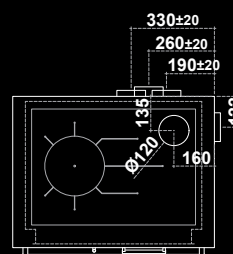
Measurements (W x D x H): 800 x 600 x 480 mm

Nominal heating power: 8 kW

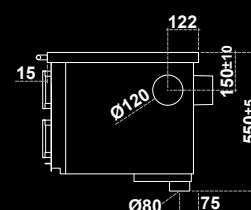
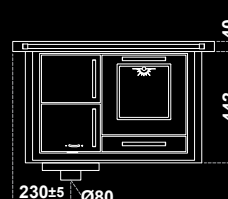
Heating efficiency: 83,8%

Patented adjustable multiple smoke outlet

Available with oven right or left



Technical data sheet



90 PREFABRICATED WOOD STOVE



Optional



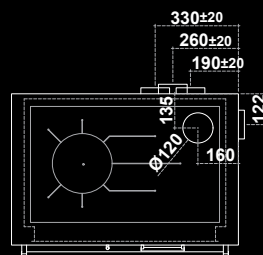
Measurements (W x D x H): 900 x 600 x 480 mm

Nominal heating power: 8 kW

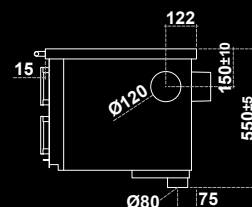
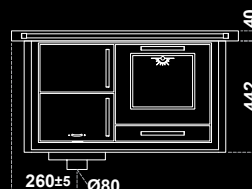
Heating efficiency: 83,8%

Patented adjustable multiple smoke outlet

Available with oven right or left



Technical data sheet



100 PREFABRICATED WOOD STOVE



Optional



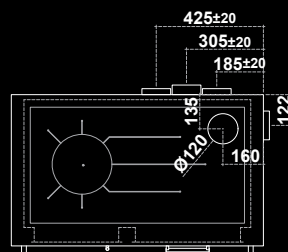
Measurements (W x D x H): 1000 x 600 x 480 mm

Nominal heating power: 8 kW

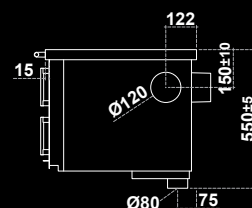
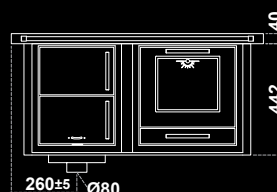
Heating efficiency: 83,8%

Patented adjustable multiple smoke outlet

Available with oven right or left



Technical data sheet



100 XL PREFABRICATED WOOD STOVE



Optional



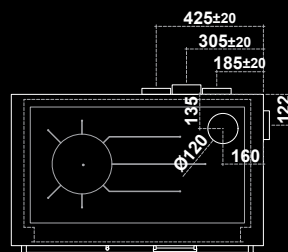
Measurements (W x D x H): 1000 x 600 x 480 mm

Nominal heating power: 8 kW

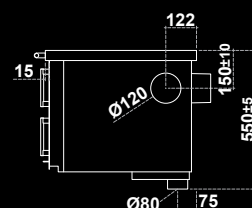
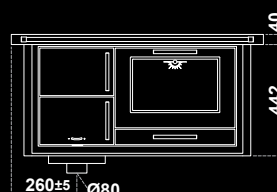
Heating efficiency: 83,8%

Patented adjustable multiple smoke outlet

Available with oven right or left



Technical data sheet



110 XL PREFABRICATED WOOD STOVE



Optional



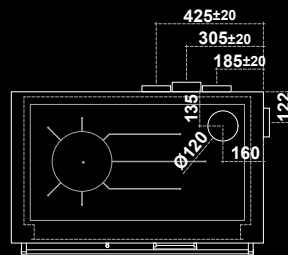
Measurements (W x D x H): 1100 x 600 x 480 mm

Nominal heating power: 8 kW

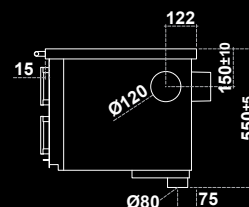
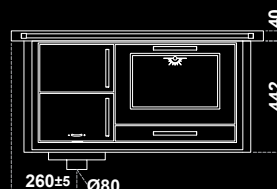
Heating efficiency: 83,8%

Patented adjustable multiple smoke outlet


Available with oven right or left



Technical data sheet



1100 PROFESSIONAL WOOD STOVE



Optional



Measurements (W x D):

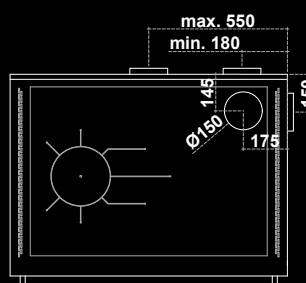
1100 x 800 mm (customized height)

Nominal heating power: 10 kW

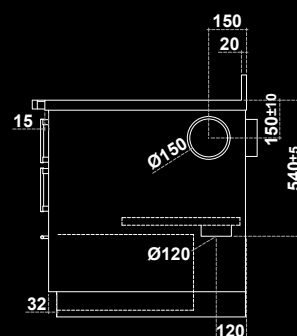
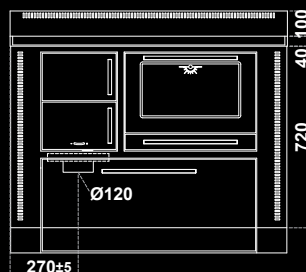
Heating efficiency: 81,6%

Patented adjustable multiple smoke outlet


Available with oven right or left



Technical data sheet



1300 PROFESSIONAL WOOD STOVE



Optional



Measurements (W x D):

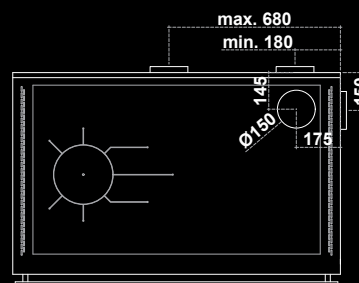
1300 x 800 mm (customized height)

Nominal heating power: 10 kW

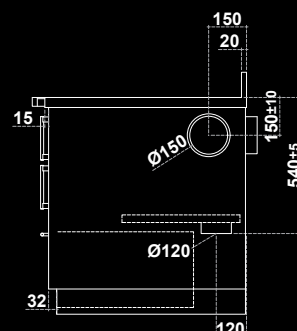
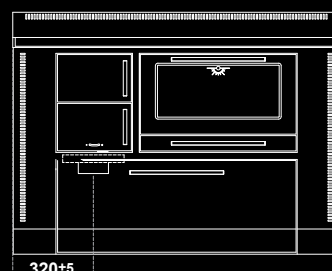
Heating efficiency: 81,6%

Patented adjustable multiple smoke outlet

Available with oven right or left



Technical data sheet





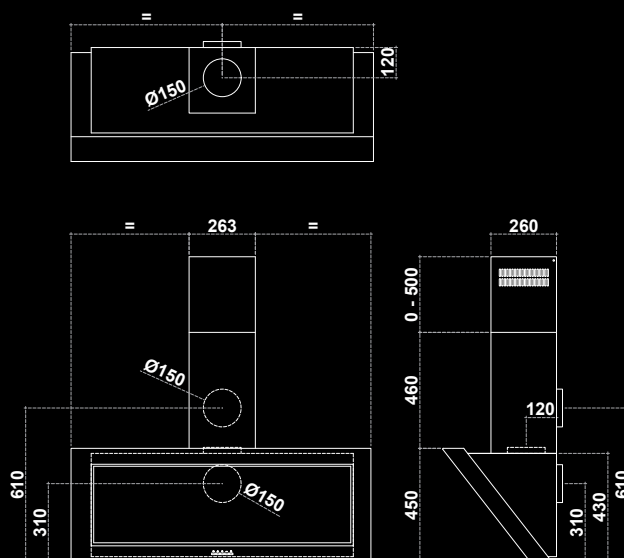
DIAGONAL

HOOD



63 dB

Measurements (W x D x H): 900-2100 x 452 x 910-1210 mm
 4-speed electronic push button panel
 LED lighting
 Extractable metal filters
 Perimeter suction
 Stainless steel Hood and Flue
 Stainless steel telescopic flue
 850 m³/h Motor
 Also with activated carbon for recirculation mode on request



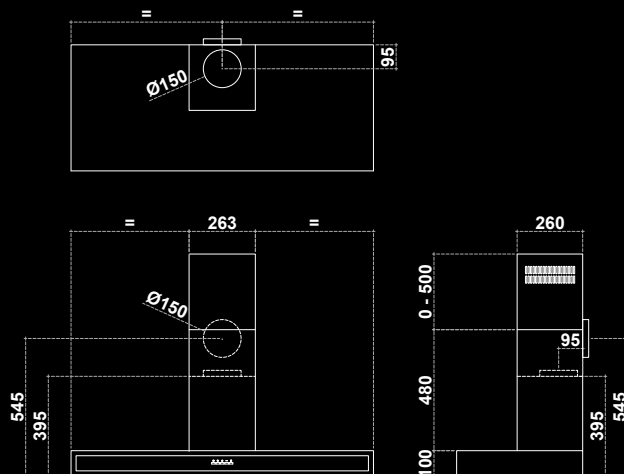
LINE

HOOD



63 dB

Measurements (W x D x H): 900-2100 x 500 x 580-1080 mm
 4-speed electronic push button panel
 LED lighting
 Extractable metal filters
 Perimeter suction
 Stainless steel Hood and Flue
 Stainless steel telescopic flue
 Inserto inox o laccato
 850 m³/h Motor
 Also with activated carbon for recirculation mode on request



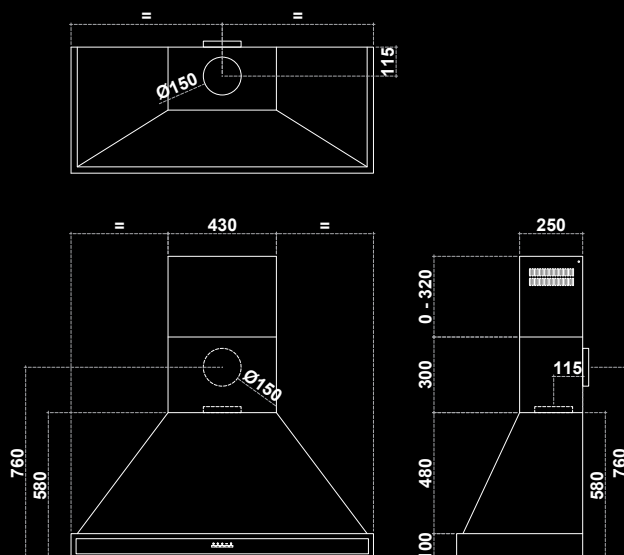
CLASSIC

HOOD



63 dB

Measurements (W x D x H): 900-2100 x 500 x 880-1200 mm
 4-speed electronic push button panel
 LED lighting
 Extractable metal filters
 Perimeter suction
 Stainless steel Hood and Flue
 Stainless steel telescopic flue
 Stainless steel or lacquered insert
 850 m³/h Motor
 Also with activated carbon for recirculation mode on request



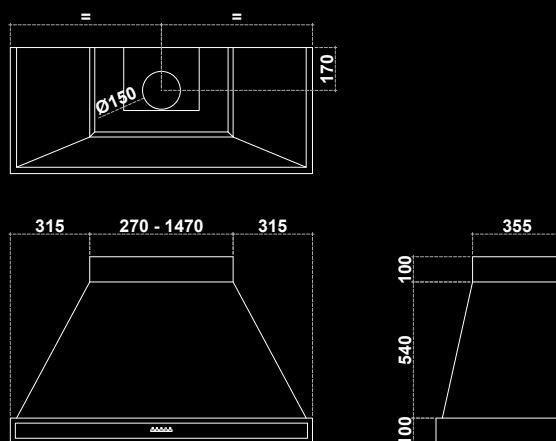
CAMINO

HOOD



63 dB

Measurements (W x D x H): 900-2100 x 500 x 740 mm
 4-speed electronic push button panel
 LED lighting
 Perimeter suction
 Stainless steel frame
 Stainless steel, lacquered or rendered hood
 Stainless steel or lacquered insert
 850 m³/h Motor
 Also with activated carbon for recirculation mode on request



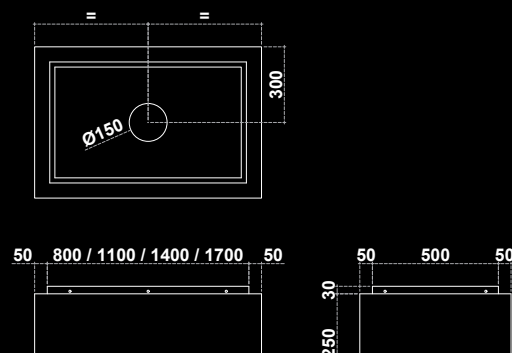
SKY

HOOD



63 dB

Measurements (W x D x H): 900-2100 x 600 x 280 mm
 4-speed electronic push button panel
 Remote control
 LED lighting
 Extractable metal filters
 Perimeter suction
 Stainless steel hood
 950 m³/h Motor
 Also with activated carbon for recirculation mode on request



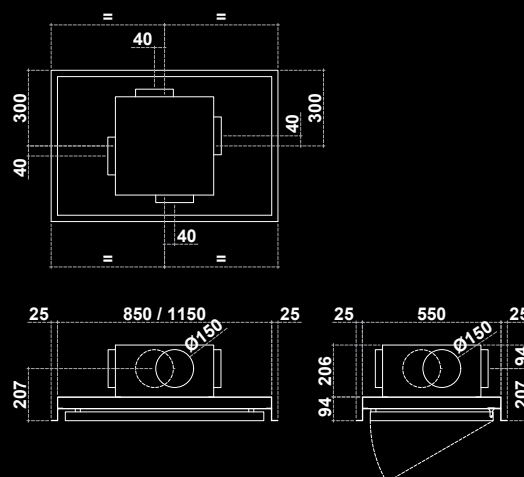
SKY INCASSO

HOOD



63 dB

Measurements (W x D x H): 900-2100 x 600 x 300 mm
 4-speed electronic push button panel
 Remote control
 LED lighting
 Extractable metal filters
 Perimeter suction
 Stainless steel hood
 950 m³/h Motor
 Also with activated carbon for recirculation mode on request



EVO INCASSO

HOOD



63 dB

Measurements (W x D x H): 531, 776, 1053 x 294 x 337 mm

3-speed electronic push button panel

Remote control (optional)

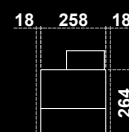
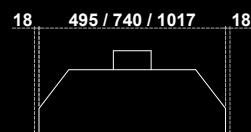
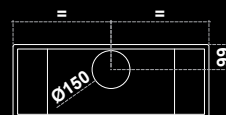
LED lighting

Stainless steel frame

Perimeter suction

600 m³/h Motor

Also with activated carbon for recirculation mode on request



PROFESSIONAL WALL

HOOD



63 dB

Measurements (W x D x H):

850-1549 x 550 x 950-1450 mm (1 chimney)

1550-3150 x 550 x 950-1450 mm (2 chimneys)

4-speed electronic push button panel

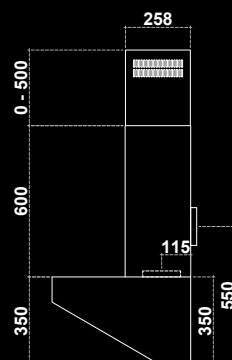
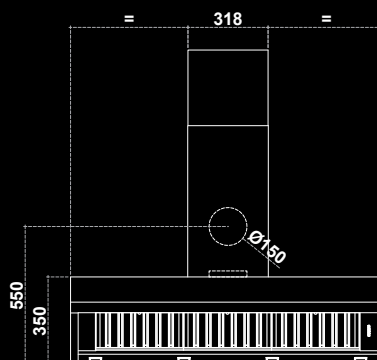
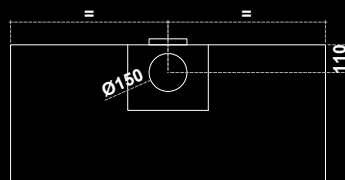
LED lighting

Stainless steel filter

950 m³/h Motor

Also with activated carbon for recirculation mode on request

Available with built-in motor, stainless steel tower or external motor



BUILT-IN MOTOR

REMOTE MOTOR



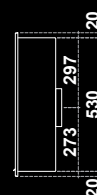
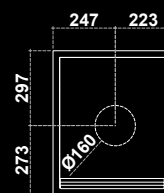
63 dB

Measurements (W x D x H): 470 x 160 x 570 mm

External motor 1000 m³/h

Connecting cable 7 mt

Prepared for connection to electronic
push-button panel (not included)



EXTERNAL EXTRACTIONS

REMOTE MOTOR



63 dB

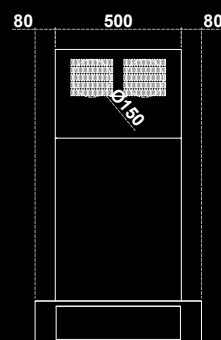
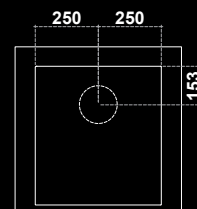
Measurements (W x D x H): 500 x 550 x 1152 mm

N. 2 external motor 800 m³/h

N. 2 connecting cables 7 mt

Prepared for connection to electronic
push-button panel (not included)

Prepared for Remote control (not included)



TECHNICAL DATA

All measurements are expressed in millimeters

	ÖKOALPIN				
	50	60	60BU	60BU XL	70BU
Kitchen stove (W x D x H)	500 x 600 x 850-910	600 x 600 x 850-910	600 x 600 x 850-910	600 x 600 x 850-910	700 x 600 x 850-910
Oven (W x D x H)			345 x 420 x 160	345 x 420 x 250	445 x 420 x 160
Hob (W x D)	400 x 500	500 x 500	500 x 500	500 x 500	600 x 500
Firebox opening version Trend/Dekor (L x H)	165 x 165	200 x 165			
Firebox opening version Panorama (L x H)	165 x 180	205 x 180	270 x150	270 x150	330 x 150
Combustion chamber (W x D x H)	170 x 320 x 260	210 x 320 x 260	275 x 350 x 210	275 x 350 x 210	330 x 350 x 180
Drawer (W x D x H)	240 x 420 x 290	340 x 420 x 290	370 x 420 x 150		470 x 420 x 150
Possible smoke outlets	8	8	8	8	8
Diameter smoke outlet	Ø120	Ø120	Ø120	Ø120	Ø120
Diameter external air intake	Ø80	Ø80	Ø80	Ø80	Ø80
Volume of water in the boiler in liter					
Weight in kg	120	140	165	165	195

PERFORMANCE CHARACTERISTICS

Energy efficiency class	A+	A+	A+	A+	A+
Nominal heating power in kW	6	6	8	8	8
Heating efficiency %	80,2	80,2	84,2	84,2	84,2
ηs Seasonal space heating energy efficiency %	71,2	71,2	75,2	75,2	75,2
Minimum draught in mbar	0,12	0,12	0,12	0,12	0,12

STANDARD EQUIPMENT

AIR SYSTEM fire protection unit	•	•	•	•	•
Front handrail	•	•	•	•	•
Height adjustment	•	•	•	•	•
Fire door with glass			•	•	•
Oven with telescopic pull-out and light			•	•	•

All measurements are expressed in millimeters

	VINTAGE				
	80	90	100	110	
Kitchen stove (W x D x H)	800 x 640 x customized	900 x 640 x customized	1000 x 640 x customized	1100 x 640 x customized	
Oven (W x D x H)	260 x 420 x 265	300 x 420 x 265	400 x 420 x 265	500 x 420 x 265	
Hob (W x D)	650 x 460	750 x 460	850 x 460	950 x 460	
Firebox opening version Trend/Dekor (L x H)	165 x 165	200 x 165	200 x 165	200 x 165	
Firebox opening version Panorama (L x H)	165 x 180	205 x 180	205 x 180	205 x 180	
Combustion chamber (W x D x H)	200 x 400 x 260	255 x 400 x 260	255 x 400 x 260	255 x 400 x 260	
Drawer (W x D x H)					
Possible smoke outlets	5	5	5	5	
Diameter smoke outlet	Ø120	Ø120	Ø120	Ø120	
Diameter external air intake	Ø80	Ø80	Ø80	Ø80	
Volume of water in the boiler in liter					
Weight in kg	175	195	210	230	

PERFORMANCE CHARACTERISTICS

Energy efficiency class	A+	A+	A+	A+	
Nominal heating power in kW	8	8	8	8	
Heating efficiency %	83,8	83,8	83,8	83,8	
ηs Seasonal space heating energy efficiency %	74,8	74,8	74,8	74,8	
Minimum draught in mbar	0,12	0,12	0,12	0,12	

STANDARD EQUIPMENT

AIR SYSTEM fire protection unit					
Front handrail	•	•	•	•	
Height adjustment					
Fire door with glass					
Oven with telescopic pull-out and light					

1=Nominal heating power air [kW]

2=Nominal heating power water [kW]

3=Total nominal heating power [kW]



70BU XL	70	70+5	80	90	100	110	
700 x 600 x 850-910	700 x 600 x 850-910	750 x 600 x 850-910	800 x 600 x 850-910	900 x 600 x 850-910	1000 x 600 x 850-910	1100 x 600 x 850-910	
445 x 420 x 250	260 x 420 x 265	300 x 420 x 265	300 x 420 x 265	345 x 420 x 265	445 x 420 x 265	545 x 420 x 265	
600 x 500	600 x 500	650 x 500	700 x 500	800 x 500	900 x 500	1000 x 500	
	165 x 165	165 x 165	165 x 165	200 x 165	200 x 165	200 x 165	
330 x 150	165 x 180	165 x 180	165x180	205 x 180	205 x 180	205 x 180	
330 x 350 x 180	170 x 400 x 260	170 x 400 x 260	200 x 400 x 260	255 x 400 x 260	255 x 400 x 260	255 x 400 x 260	
	420 x 420 x 290	460 x 420 x 290	540 x 420 x 290	640 x 420 x 290	740 x 420 x 290	840 x 420 x 290	
8	5	5	5	5	5	5	
Ø120	Ø120	Ø120	Ø120	Ø120	Ø120	Ø120	
Ø80	Ø80	Ø80	Ø80	Ø80	Ø80	Ø80	
195	195	200	205	225	240	250	

A+	A+	A+	A+	A+	A+	A+	
8	7	7	8	8	8	8	
84,2	80,7	80,7	83,8	83,8	83,8	83,8	
75,2	71,7	71,7	74,8	74,8	74,8	74,8	
0,12	0,12	0,12	0,12	0,12	0,12	0,12	

•	•	•	•	•	•	•	
•	•	•	•	•	•	•	
•	•	•	•	•	•	•	
•							
•							

PELLET PELLET HYDRO

60	90		60 HYDRO	90 HYDRO			
600 x 600 x 850-910	900 x 600 x 850-910		600 x 600 x 850-910	900 x 600 x 850-910			
	345 x 420 x 265			345 x 420 x 265			
500 x 500	800 x 500		500 x 500	800 x 500			
4	4		4	4			
Ø80	Ø80		Ø80	Ø80			
Ø50	Ø50		Ø50	Ø50			
			12,5	12,5			
160	210		190	240			

A+	A+		A+	A+			
6,7	9		3,6 ¹ / 9,6 ² / 13,2 ³	2,6 ¹ / 8,1 ² / 10,7 ³			
90,0	91,0		91,2	91,3			
88,0	89,0		90,0	90,3			
0,12	0,12		0,12	0,12			

•	•		•	•			
•	•		•	•			
•	•		•	•			
•	•		•	•			
	•			•			

TECHNICAL DATA

All measurements are expressed in millimeters

HEATING STOVES					
	60	80	90	100	
Kitchen stove (W x D x H)	600 x 600 x 850-910	800 x 600 x 850-910	900 x 600 x 850-910	1000 x 600 x 850-910	
Oven (W x D x H)		260 x 420 x 265	345 x 420 x 265	445 x 420 x 265	
Hob (W x D)	500 x 500	700 x 500	800 x 500	900 x 500	
Firebox opening version Trend/Dekor (L x H)					
Firebox opening version Panorama (L x H)	205 x 270	205 x 240	205 x 240	205 x 240	
Combustion chamber (W x D x H)	240 x 300 x 330	250 x 350 x 230	250 x 350 x 230	250 x 350 x 230	
Drawer (W x D x H)	335 x 420 x 140	540 x 420 x 220	640 x 420 x 220	740 x 420 x 220	
Possible smoke outlets	8	5	5	5	
Diameter smoke outlet	Ø150	Ø150	Ø150	Ø150	
Diameter external air intake	Ø80	Ø80	Ø80	Ø80	
Volume of water in the boiler in liter	16	12	12	12	
Weight in kg	210	235	250	270	

PERFORMANCE CHARACTERISTICS

Energy efficiency class	A+	A+	A+	A+	
Nominal heating power in kW	5 ¹ /9 ² /14 ³	7 ¹ /7 ² /14 ³	7 ¹ /7 ² /14 ³	7 ¹ /7 ² /14 ³	
Maximum heating power air / water in kW					
Heating efficiency %	85,7	80,3	80,3	80,3	
η _s Seasonal space heating energy efficiency %	76,7	71,3	71,3	71,3	
Minimum draught in mbar	0,12	0,12	0,12	0,12	

STANDARD EQUIPMENT

AIR SYSTEM fire protection unit	•	•	•	•	
Front handrail	•	•	•	•	
Height adjustment	•	•	•	•	
Fire door with glass	•	•	•	•	
Oven with telescopic pull-out and light		•	•	•	

All measurements are expressed in millimeters

PREFABRICATED STOVES					
	60	80	90	100	100XL
Kitchen stove (W x D x H)	600 x 600 x 480	800 x 600 x 480	900 x 600 x 480	1000 x 600 x 480	1000 x 600 x 480
Oven (W x D x H)		260 x 420 x 265	300 x 420 x 265	300 x 420 x 265	400 x 420 x 265
Hob (W x D)	450 x 460	650 x 460	750 x 460	850 x 460	850 x 460
Firebox opening version Trend/Dekor (L x H)	200 x 165	165 x 165	200 x 165	200 x 165	200 x 165
Firebox opening version Panorama (L x H)	205 x 180	165 x 180	205 x 180	205 x 180	205 x 180
Combustion chamber (W x D x H)	210 x 330 x 260	200 x 400 x 260	255 x 400 x 260	255 x 400 x 260	255 x 400 x 260
Drawer (W x D x H)					
Possible smoke outlets	8	5	5	5	5
Diameter smoke outlet	Ø120	Ø120	Ø120	Ø120	Ø120
Diameter external air intake	Ø80	Ø80	Ø80	Ø80	Ø80
Volume of water in the boiler in liter					
Weight in kg	110	175	195	205	210

PERFORMANCE CHARACTERISTICS

Energy efficiency class	A+	A+	A+	A+	A+
Nominal heating power in kW	6	8	8	8	8
Heating efficiency %	80,2	83,8	83,8	83,8	83,8
η _s Seasonal space heating energy efficiency %	71,2	74,8	74,8	74,8	74,8
Minimum draught in mbar	0,12	0,12	0,12	0,12	0,12

STANDARD EQUIPMENT

AIR SYSTEM fire protection unit					
Front handrail	•	•	•	•	•
Height adjustment					
Fire door with glass					
Oven with telescopic pull-out and light					

1=Nominal heating power air [kW]

2=Nominal heating power water [kW]

3=Total nominal heating power [kW]

HEATING STOVES PLUS

REVERSE FLAME HEATING STOVES

80 PLUS	90 PLUS	100 PLUS		80	90	100	
800 x 600 x 850-910	900 x 600 x 850-910	1000 x 600 x 850-910		800 x 600 x 850-910	900 x 600 x 850-910	1000 x 600 x 850-910	
245 x 420 x 265	345 x 420 x 265	445 x 420 x 265		245 x 420 x 265	345 x 420 x 265	445 x 420 x 265	
700 x 500	800 x 500	900 x 500		700 x 500	800 x 500	900 x 500	
210 x 230	210 x 230	210 x 230		210 x 215	210 x 215	210 x 215	
270 x 380 x 290 - 420	270 x 380 x 290 - 420	270 x 380 x 290 - 420		250 x 335 x 270	250 x 335 x 270	250 x 335 x 270	
200 x 420 x 160	300 x 420 x 160	400 x 420 x 160		200 x 420 x 150	300 x 420 x 150	400 x 420 x 150	
5	5	5		5	5	5	
Ø150	Ø150	Ø150		Ø150	Ø150	Ø150	
Ø100	Ø100	Ø100		Ø100	Ø100	Ø100	
23	23	23		22,5	22,5	22,5	
235	250	265		260	275	290	

A+	A+	A+		A+	A+	A+	
6,7 ¹ /8,2 ² /14,9 ³	6,7 ¹ /8,2 ² /14,9 ³	6,7 ¹ /8,2 ² /14,9 ³		2,3 ¹ /8,3 ² /10,6 ³	2,3 ¹ /8,3 ² /10,6 ³	2,3 ¹ /8,3 ² /10,6 ³	
8/13	8/13	8/13					
86,5	86,5	86,5		92,2	92,2	92,2	
77,5	77,5	77,5		83,2	83,2	83,2	
0,15	0,15	0,15		0,15	0,15	0,15	

•	•	•		•	•	•	
•	•	•		•	•	•	
•	•	•		•	•	•	
•	•	•		•	•	•	
•	•	•		•	•	•	

PROFESSIONAL

110XL		1100	1300				
1100 x 600 x 480		1100 x 800 x customized	1300 x 800 x customized				
500 x 420 x 265		450 x 620 x 265	550 x 620 x 265				
950 x 460		940 x 670	1140 x 670				
200 x 165		200 x 165	200x 165				
205 x 180		200 x 190	200 x 190				
255 x 400 x 260		270 x 600 x 300	270 x 600 x 300				
		750 x 520 x 350	850 x 520 x 350				
5		5	5				
Ø120		Ø150	Ø150				
Ø80		Ø120	Ø120				
220		320	360				

A+		A+	A+				
8		10	10				
83,8		81,6	81,6				
74,8		72,6	72,6				
0,12		0,15	0,15				

•		•	•				
		•	•				

VARIATIONS STANDARD

HOB VARIATIONS:



Glass-ceramic hob



Satin-finished steel hob with one ring with single circle



Satin-finished steel hob with rings



Summer covering plate

OVEN VARIATIONS:



Oven door with glass



Oven door with glass and inside light



Oven door with decor



Lateral opening oven door

FIRE DOOR VERSION:



PANORAMA



TREND



DEKOR

DEKOR VERSION:



ST04



ST21




ST31



ST35



ST37



ST41

STANDARD COLOURS AND FINISHES



Satin-finished stainless steel




Rendered



Silver black F1



Grey brown F2




Absolute black F5




Burgundy F6



Sand F7



White F8



Anthracite F9

OPTIONAL:



Natural steel



Majolica or tiles



Soapstone



RAL

CUSTOM-MADE VARIATIONS

HOB VARIATIONS:



Glass-ceramic hob



Satin-finished hob with one ring



Satin-finished hob with rings

OVEN VARIATIONS:



Oven door with glass



Oven door with glass and inside light



Oven door with decor



Lateral opening oven door

FIRE DOOR VARIATIONS:




Fire door with triple self-cleaning glass


AVAILABLE DECORS:



T04



T10



T11



T18



T21



T22



T28



T30




T31



T35



T37



T41



T50



T51



T52




T53



T54

AVAILABLE FINISHES:



Satin-finished stainless steel




Natural steel



Brick



Majolica or tiles



Radiating stone

HANDLE AND HANDLERAIL VARIATIONS:



G01



G02



G03



G05



RH01



RH03



RH05



RH02



RH04



RH06

SVERIGE | NORGE | DANMARK | FINLAND

NORDVIGGEN

NORDVIGGEN TRADING AB

+46 (0)10 471 10 40

info@nordviggen.se

www.nordviggen.se

graphic design and prepress:

renzo.fraccaro@7672graficare.com

The information contained in this catalogue is updated on the date of publication in January 2022. Pertinger reserves the right to make any technical or aesthetic changes deemed essential at its total discretion and without prior notice. The company is not responsible for any printing errors contained in edition 01/2022.

**All current technical data
are available on [pertinger.com](https://www.pertinger.com)**

**It is mandatory to follow the
installation instructions supplied
with Pertinger kitchen stoves**

Stay in contact:



PERTINGER S.r.l.

Via Plattner, 2 | 39040 Varna
BZ | Alto Adige | ITALY

T +39 0472 849525 | **F** +39 0472 849680


E info@pertinger.com | **W** [pertinger.com](https://www.pertinger.com)

A company from

SÜDTIROL

SIMPLE AND INTUITIVE , THE PERTINGER CONFIGURATOR

Create the kitchen of your dreams, customise its color and in your chosen finish, complete it with appliances and accessories and request a quote. All this is easily possible from your computer, tablet or smartphone thanks to the online configurator.



**CONFIGURE YOUR KITCHEN
STOVE ONLINE AT PERTINGER.COM**



WEsince1937

pertinger.com